


# 14

- Preparazione Statica - Igiene
- Stainless Steel Furniture - Hygiene
- Preparación Estática - Higiene



600

700


**IT Tavoli di lavoro con mensola inferiore**

- Realizzazione in acciaio inox AISI 441.
- Piano di lavoro insonorizzato e rinforzato, mensola inferiore rinforzata.
- Struttura saldata, piedini regolabili in acciaio inox.


**EN Work tables with lower underneath**

- Manufactured in stainless steel AISI 441.
- Work top strengthened and soundproof, strengthened base shelf underneath.
- Welded structure, adjustable stainless steel legs.

**ES Mesas de trabajo con tableta inferior**

- Realización en acero inox AISI 441.
- Plan de trabajo en acero insonoro y reforzado, tableta inferior reforzada.
- Estructura soldada, pies en inox regulables.

On request :  
TL661A/C  
TL771A/C



13

		mm	kW	V	kg	m <sup>3</sup>	...A	
	TL661	600x600xh880/900	-	-	28	0,38	<b>402,00 EUR</b>	<b>470,00 EUR</b>
	TL861	800x600xh880/900	-	-	32	0,49	<b>428,00 EUR</b>	<b>520,00 EUR</b>
	TL1061	1000x600xh880/900	-	-	35	0,59	<b>455,00 EUR</b>	<b>567,00 EUR</b>
	TL1261	1200x600xh880/900	-	-	37	0,73	<b>481,00 EUR</b>	<b>613,00 EUR</b>
	TL1461	1400x600xh880/900	-	-	41	0,85	<b>508,00 EUR</b>	<b>659,00 EUR</b>
	TL1661	1600x600xh880/900	-	-	44	0,97	<b>577,00 EUR</b>	<b>747,00 EUR</b>
	TL1861	1800x600xh880/900	-	-	46	1,08	<b>605,00 EUR</b>	<b>794,00 EUR</b>
	TL2061	2000x600xh880/900	-	-	50	1,2	<b>634,00 EUR</b>	<b>843,00 EUR</b>
	TL2261*	2200x600xh880/900	-	-	46	1,32	<b>753,00 EUR</b>	<b>980,00 EUR</b>
	TL2461*	2400x600xh880/900	-	-	60	1,43	<b>781,00 EUR</b>	<b>1 027,00 EUR</b>

\* Version with 6 feet

		mm	kW	V	kg	m <sup>3</sup>	...A	
	TL671	600x700xh880/900	-	-	31	0,43	<b>407,00 EUR</b>	<b>475,00 EUR</b>
	TL871	800x700xh880/900	-	-	34	0,57	<b>436,00 EUR</b>	<b>524,00 EUR</b>
	TL1071	1000x700xh880/900	-	-	37	0,7	<b>466,00 EUR</b>	<b>574,00 EUR</b>
	TL1271	1200x700xh880/900	-	-	40	0,84	<b>499,00 EUR</b>	<b>624,00 EUR</b>
	TL1471	1400x700xh880/900	-	-	44	0,98	<b>527,00 EUR</b>	<b>673,00 EUR</b>
	TL1671	1600x700xh880/900	-	-	48	1,11	<b>603,00 EUR</b>	<b>766,00 EUR</b>
	TL1871	1800x700xh880/900	-	-	52	1,25	<b>629,00 EUR</b>	<b>815,00 EUR</b>
	TL2071	2000x700xh880/900	-	-	56	1,39	<b>664,00 EUR</b>	<b>866,00 EUR</b>
	TL2271*	2200x700xh880/900	-	-	62	1,52	<b>778,00 EUR</b>	<b>1 004,00 EUR</b>
	TL2471*	2400x700xh880/900	-	-	68	1,66	<b>810,00 EUR</b>	<b>1 057,00 EUR</b>

\* Version with 6 feet



### IT Tavoli di lavoro con mensola inferiore

- Realizzazione in acciaio inox AISI 441.
- Piano di lavoro insonorizzato e rinforzato, mensola inferiore rinforzata.
- Struttura smontabile, piedini regolabili in acciaio inox.

### EN Work tables with lower shelf

- Manufactured in stainless steel AISI 441.
- Work top strengthened and soundproof, strengthened lower shelf.
- Structure can be dismantled, adjustable stainless steel legs.

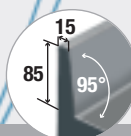
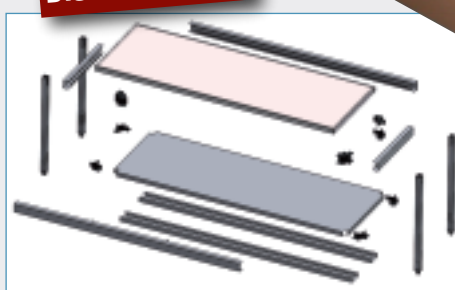
### ES Mesas de trabajo con tableta inferior

- Realización en acero inox AISI 441.
- Plano de trabajo insonoro y reforzado, tableta inferior reforzada.
- Estructura desmontable, pies regulables en inox.

700



**DISMOUNTABLE**



## ADVANTAGE

Facile da montare, facile da trasportare e risparmia spazio per lo stoccaggio. Ideale per aree difficili da raggiungere, consegnato pronto per il montaggio, con un piano di montaggio. Costruzione robusta per un uso intensivo e professionale.

Easy to assemble, easy to transport and saves space for storage. Ideal for hard-to-reach areas, delivered ready for assembly, with an assembly plan. Robust construction for intensive and professional use.

Fácil de montar, fácil de transportar y ahorra espacio de almacenamiento. Ideal para zonas de difícil acceso, se entrega listo para el montaje, con un plano de montaje. Construcción robusta para uso intensivo y profesional.

		mm	kW	V	kg	m <sup>3</sup>	...A/KD
	TL771/KD	700x700xh880/900	-	-	26	0,14	406,00 EUR / 455,00 EUR
	TL1071/KD	1000x700xh880/900	-	-	33	0,14	473,00 EUR / 525,00 EUR
	TL1271/KD	1200x700xh880/900	-	-	38	0,17	510,00 EUR / 575,00 EUR
	TL1471/KD	1400x700xh880/900	-	-	43	0,20	542,00 EUR / 617,00 EUR
	TL1671/KD	1600x700xh880/900	-	-	48	0,23	578,00 EUR / 661,00 EUR
	TL1871/KD	1800x700xh880/900	-	-	53	0,26	612,00 EUR / 708,00 EUR
	TL2071/KD	2000x700xh880/900	-	-	58	0,29	658,00 EUR / 749,00 EUR

**CRB1** **435,00 EUR**

mm : 400x670xh197

- Ⓜ Blocco 1 cassetto GN 1/1 (tavola prof. 700 mm)
- Ⓜ Block 1 drawer GN 1/1 (table depth 700 mm)
- Ⓜ Bloque 1 cajón GN 1/1 (mesa prof. 700 mm)

**ONLY FOR: STANDARD LINE**

**CRB3** **999,00 EUR**

mm : 400x670xh585

- Ⓜ Blocco 3 cassetti GN 1/1 (tavola prof. 700 mm)
- Ⓜ Block 3 drawers GN 1/1 (table depth 700 mm)
- Ⓜ Bloque 3 cajones GN 1/1 (mesa prof. 700 mm)

**ONLY FOR: STANDARD LINE**

**RS10-S4** **339,00 EUR**

mm : 100

- Ⓜ Kit di 4 ruote Ø 100 (2 con freni)
- Ⓜ Kit of 4 wheels Ø 100 (2 with brakes)
- Ⓜ Kit con 4 ruedas Ø 100 (2 con frenos)

**ONLY FOR: STANDARD LINE**

**RS10-S6** **492,00 EUR**

mm : 100

- Ⓜ Kit di 6 ruote Ø 100 (3 con freni)
- Ⓜ Kit of 6 wheels Ø 100 (3 with brakes)
- Ⓜ Kit con 6 ruedas Ø 100 (3 con frenos)

**ONLY FOR: STANDARD LINE**

**RS10-X4** **456,00 EUR**

mm : 100

- Ⓜ Kit di 4 ruote inox Ø 100 (2 con freni)
- Ⓜ Kit of 4 wheels in stainless steel Ø 100 (2 with brakes)
- Ⓜ Kit con 4 ruedas en acero inox Ø 100 (2 con frenos)

**ONLY FOR: STANDARD LINE**

**RS10-X6** **668,00 EUR**

mm : 100

- Ⓜ Kit di 6 ruote inox Ø 100 (3 con freni)
- Ⓜ Kit of 6 wheels in stainless steel Ø 100 (3 with brakes)
- Ⓜ Kit con 6 ruedas en acero inox Ø 100 (3 con frenos)

**ONLY FOR: STANDARD LINE**



700


**IT Tavoli "chef", con mensola inferiore**

- Realizzato in acciaio inox AISI 304/441.
- Piano superiore imbutito. Alzatina posteriore di 85.
- Fondo esteriore della vasca ricoperto di un isolante acustico.
- Filtro e scarico.
- Struttura saldata, piedini inox regolabili.

**EN "Chef" tables, with shelf underneath**

- Manufactured in stainless steel AISI 304/441.
- Submerged work top soundproof. 85-mm back border.
- Soundproof exterior bottom.
- Outlet valve and tube.
- Welded structure, adjustable stainless steel legs.

**ES Mesas primaria, con tableta inferior**

- Realización en acero inox AISI 304/441.
- Plano de trabajo embutido insonorizado y reforzado. Borde estanco en la parte trasera 85.
- Fondo exterior de la cuba revestido de un aislante fónico.
- Franja y tapon de relleno.
- Estructura soldada, pies en inox regulables.



		mm	tank	kg	m <sup>3</sup>		
	TV1471SA		1400x700xh880/900	400x400xh275	52	1,04	<b>801,00 EUR</b>
	TV1871SA		1800x700xh880/900	400x400xh275	58	1,32	<b>893,00 EUR</b>
	TV1471DA		1400x700xh880/900	400x400xh275	52	1,04	<b>801,00 EUR</b>
	TV1871DA		1800x700xh880/900	400x400xh275	58	1,32	<b>893,00 EUR</b>



700


**IT Tavoli per sprecchiare**

- Realizzato in acciaio inox AISI 441.
- Piano lavoro insonorizzato e rinforzato.
- Buco scarico per immondizie con protezione PVC.
- Struttura saldata, piedini regolabili in acciaio inox.

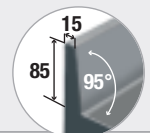
**EN Cleaning and sorting tables**

- Manufactured in stainless steel AISI 441.
- Work top strengthened and soundproof.
- Opening for waste with PVC protection.
- Welded structure, adjustable stainless steel legs.

**ES Mesas de vaciar**

- Realización en acero inox AISI 441.
- Plan de trabajo insonorizado y reforzado.
- Vaceador de immundicias con protección PVC.
- Estructura soldada, pies en inox regulables.

page 1169



		mm	kW	V	kg	m <sup>3</sup>		...A
	TS1070	1000x700xh880/900	-	-	33	0,7	<b>513,00 EUR</b>	<b>618,00 EUR</b>
	TS1270	1200x700xh880/900	-	-	36	0,84	<b>594,00 EUR</b>	<b>657,00 EUR</b>
	TS1470	1400x700xh880/900	-	-	40	0,98	<b>615,00 EUR</b>	<b>697,00 EUR</b>
	TS1670	1600x700xh880/900	-	-	44	1,11	<b>647,00 EUR</b>	<b>738,00 EUR</b>



### IT Tavolo preparazione e lavaggio verdura

- Piano di lavoro stampato.
- Realizzazione in acciaio inossidabile AISI 304/441.
- Vasca, filtro di scarico liquido e troppo pieno.
- Tavoleta di taglio in polietilene.
- Dotato di un buco spazzatura.
- Struttura saldata. Piedini in acciaio regolabili.

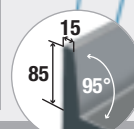
### EN Preparation and washing table vegetables

- Submerged top.
- Manufactured in stainless steel 18/10 AISI 304/441.
- Tank, outlet valve and tube.
- Polyethylen tablet.
- Equipped with a garbage hole.
- Welded structure. Adjustable stainless steel legs.

### ES Mesa para tratar y lavar legumbres

- Plan de Trabajo estampada.
- Fabricado en acero inoxidable AISI 304/441.
- Cuba, desagüe y rebosadero de líquido.
- La tableta de corte de polietileno.
- Equipado con un agujero de basura.
- Estructura soldada. Cilindros de acero inoxidable ajustables.

# 700



		mm	Tank	Polyethylen	kg	m <sup>3</sup>	
	TPL1270A	1200x700xh880/900	1070x310xh180	730x230xh20	60	0,8	<b>1 191,00 EUR</b>
	TPL1870A	1800x700xh880/900	1630x310xh180	1330x230xh20	70	1,26	<b>1 486,00 EUR</b>

### IT Tavolo preparazione carne/pesce

- Piano di lavoro stampato.
- Realizzazione in acciaio inossidabile AISI 304/441.
- Tavoleta di taglio in polietilene.
- Scarico da 1/2 "(16 mm di diametro). Con doppio fondo forato.
- Dotato di un buco spazzatura.
- Struttura saldata. Piedini in acciaio regolabili.

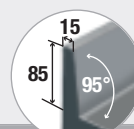
### EN Preparation table meat/fish

- Submerged top.
- Manufactured in stainless steel 18/10 AISI 304/441.
- Polyethylen tablet.
- Drainage with discharge 1/2" (Diam. 16 mm), with double perforated bottom.
- Equipped with a garbage hole.
- Welded structure. Adjustable stainless steel legs.

### ES Mesa para tratar carnes/pescados

- Plan de Trabajo estampada.
- Fabricado en acero inoxidable AISI 304/441.
- La tableta de corte de polietileno.
- Drenaje de descarga con 1/2 "(16 mm de diámetro.) Con fondo perforado doble.
- Equipado con un agujero de basura.
- Estructura soldada. Cilindros de acero inoxidable ajustables.

# 700



		mm	Tank	Polyethylen	kg	m <sup>3</sup>	
	TPC1270A	1200x700xh880/900	-	730x230xh20	60	0,8	<b>916,00 EUR</b>
	TPC1870A	1800x700xh880/900	-	1330x230xh20	70	1,26	<b>1 146,00 EUR</b>



600

**IT Tavoli su armadio, porte scorrevoli**


- Realizzato in acciaio inox AISI 441.
- Piano lavoro insonorizzato e rinforzato.
- Ripiano intermedio amovibile, regolabile e rinforzato.
- Porte scorrevoli o battenti (doppia parete), maniglie integrate.
- Piedini in acciaio inox con cilindri regolabili in acciaio inox.

**EN Tables on cupboard, sliding doors**

- Manufactured in stainless steel AISI 441.
- Work top strengthened and soundproof.
- Strengthened base intermediary shelf, removable and adjustable.
- Sliding doors (double wall) with immersed handles.
- Stainless steel feet with adjustable stainless steel cylinders.


**ES Mesas sobre armario, puertas corredizas**

- Realización en acero inox RVS AISI 441.
- Plano de trabajo insonoro y reforzado.
- Tableta intermediaria amovible, regulable y reforzada.
- Puertas corredizas (pared doble), picaportes integrados.
- Patas de acero inoxidable con cilindros ajustables de acero inoxidable.



13



	mm	kW	V	kg	m <sup>3</sup>	...A/B		
	TA106/B	1000x600xh880/900	-	-	63	0,8	<b>981,00 EUR</b>	<b>1 020,00 EUR</b>
	TA126/B	1200x600xh880/900	-	-	77	0,95	<b>1 084,00 EUR</b>	<b>1 143,00 EUR</b>
	TA146/B	1400x600xh880/900	-	-	85	1,12	<b>1 141,00 EUR</b>	<b>1 193,00 EUR</b>
	TA166/B	1600x600xh880/900	-	-	96	1,2	<b>1 240,00 EUR</b>	<b>1 331,00 EUR</b>
	ATG0136/B	Option key lock						<b>101,00 EUR</b>


**GEMMA60/V**

843,00 EUR

mm : 425x460xh925 kW : 1,5 230/1N 50-60Hz

**IT Armadio caldo (o) mantenimento in T° ventilato, 1 porta**

- Capacità 60 piatti (Ø 340 mm) o contenitori GN 2/3.
- Fornito con 3 griglie regolabili (330x345 mm).
- Termostato 130°C, temperatura interna 65°C (standard HACCP). Riserva d'acqua per mantenere l'umidità. Porta a chiusura magnetica.
- Realizzato in acciaio inox AISI 304, 4 ruote, 2 con freni.


**EN Heating (or) temperature maintenance cupboard, ventilated, 1 door**

- Capacity 60 plates (Ø 340 mm) or GN 2/3 containers.
- Supplied with 3 adjustable grids (330x345 mm).
- Thermostat 130°C, core temperature 65°C (HACCP standards). Water reserve to maintain humidity. Magnetic closing door.
- Made of AISI 304 stainless steel, 4 wheels, 2 with brakes.

**ES Armario calentador ventilado, 1 puerta**

- Capacidad 60 platos (Ø 340 mm) o contenedores GN 2/3.
- Se suministra con 3 rejillas regulables (330x345 mm).
- Termostato 130°C, temperatura corazón 65°C (normas HACCP). Reserva de agua para mantener la humedad. Puerta de cierre magnético.
- Realización en acero inoxidable AISI 304, 4 ruedas, 2 de ellas con freno.

+30°+130°



30 0,18

**GEMMA120/V**

1 260,00 EUR

mm : 800x460xh925 kW : 3 230/1N 50-60Hz

**IT Armadio caldo (o) mantenimento in T° ventilato, 2 porte**

- Polivalente per 120 piatti fino a 340 mm di diametro o bac GN 2/3 e GN 1/1.
- Fornito di 3 griglie regolabili in altezza: 700x345 mm.


**EN Heating (or) temperature maintenance cupboard, ventilated, 2 doors**

- Capacity for 120 plates (diam. 340 mm) or vats GN 2/3 and GN 1/1.
- Delivered with 3 adjustable grids: 700x345 mm.

**ES Armario calentador ventilado, 2 puertas batientes**

- Capacidad para 120 platos (diam. 340 mm) o recipientes GN 2/3 y GN 1/1.
- Entrega incluye 3 rejillas regulables, 700x345 mm.

+30°+130°



45 0,34


**VENTILATED  
HOT**


**IT Tavoli su armadio, porte scorrevoli**

- Realizzato in acciaio inox AISI 304.
- Piano lavoro insonorizzato e rinforzato.
- Ripiano intermedio amovibile, regolabile e rinforzato.
- Porte scorrevoli o battenti, maniglie integrate.
- Piedini regolabili in acciaio inox.


**EN Tables on cupboard, sliding doors**

- Manufactured in stainless steel AISI 304.
- Work top strengthened and soundproof.
- Strengthened base intermediary shelf, removable and adjustable.
- Sliding doors with immersed handles.
- Adjustable stainless steel legs.

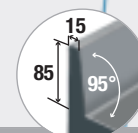
**ES Mesas sobre armario, puertas corredizas**

- Realización en acero inox RVS 18/10 AISI 304.
- Plano de trabajo insonoro y reforzado.
- Tableta intermedia amovible, regulable y reforzada.
- Puertas corredizas, picaportes integrados.
- Pies regulables en acero inox.

600



13



		mm	kW	V	kg	m <sup>3</sup>	...A/M		
	TA106/M	1000x600xh880/900	-	-	63	0,8	1 091,00 EUR	1 135,00 EUR	
	TA126/M	1200x600xh880/900	-	-	77	0,95	1 235,00 EUR	1 286,00 EUR	
	TA146/M	1400x600xh880/900	-	-	85	1,12	1 264,00 EUR	1 342,00 EUR	
	TA166/M	1600x600xh880/900	-	-	96	1,2	1 418,00 EUR	1 498,00 EUR	
	ATG0136/M	Option key lock							68,00 EUR

**IT Tavoli su armadio riscaldanti, porte scorrevoli**

- Realizzato in acciaio inox AISI 304.
- Piano lavoro insonorizzato e rinforzato.
- Ripiano intermedio amovibile, regolabile e rinforzato.
- Porte scorrevoli o battenti, maniglie integrate.
- Ventilato con controllo termostatico.
- Piedini regolabili in acciaio inox.

**EN Tables on heating cupboard, sliding doors**

- Manufactured in stainless steel AISI 304.
- Work top strengthened and soundproof.
- Strengthened base intermediary shelf, removable and adjustable.
- Sliding doors with immersed handles.
- Ventilated heating with temperature regulation through thermostat.
- Adjustable stainless steel legs.

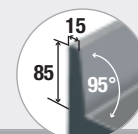
**ES Mesas sobre armario calentador, puertas corredizas**

- Realización en acero inox AISI 304.
- Plan de trabajo insonoro y reforzado.
- Tableta intermedia amovible, regulable y reforzada.
- Puertas corredizas, picaportes integrados.
- Ventilada con regulación termostática.
- Pies regulables en acero inox.

600



+30° +65°

HOT  
VENTILATED

		mm	kW	V	kg	m <sup>3</sup>	...A/M		
	TE106/M	1000x600xh880/900	1,5	230/1N 50-60Hz	85	0,9	1 712,00 EUR	1 750,00 EUR	
	TE126/M	1200x600xh880/900	1,5	230/1N 50-60Hz	108	1,2	1 870,00 EUR	1 975,00 EUR	
	TE146/M	1400x600xh880/900	2,5	230/1N 50-60Hz	131	1,45	1 968,00 EUR	2 078,00 EUR	
	ATG0136/M	Option key lock							68,00 EUR



700

**IT Tavolo armadio, porte battenti**


- Realizzato in acciaio inox AISI 441.
- Piano lavoro insonorizzato e rinforzato.
- Ripiano intermedio amovibile, regolabile e rinforzato.
- Porte battenti (doppia parete), maniglie integrate.
- Piedini in inox regolabili.

**EN Table on cupboard, hinged doors**

- Manufactured in stainless steel AISI 441.
- Work top strengthened and soundproof.
- Strengthened base intermediary shelf, removable and adjustable
- Hinged doors (double wall) with immersed handles
- Adjustable stainless steel legs

**ES Mesa sobre armario puertas batientes**

- Realización en acero inox AISI 441.
- Plano de trabajo insonorizado y reforzado.
- Tableta intermediaria amovible, regulable y reforzado.
- Puertas batientes (pared doble), picaportes integrados.
- Patas en acero inox regulables.



13



	mm	kW	V	kg	m <sup>3</sup>	...A/B		
	TA87/B	800x700xh880/900	-	-	57	0,69	1 002,00 EUR	1 072,00 EUR
	ATG0136/B	Option key lock						101,00 EUR



700

**IT Tavole su armadi, porte scorrevolii**


- Realizzato in acciaio inox AISI 441.
- Piano lavoro insonorizzato e rinforzato.
- Ripiano intermedio amovibile, regolabile e rinforzato.
- Porte scorrevoli (doppia parete), maniglie integrate.
- Piedini regolabili in acciaio inox.

**EN Tables on cupboards, sliding doors**

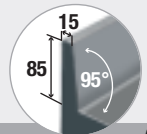
- Manufactured in stainless steel AISI 441.
- Work top strengthened and soundproof.
- Strengthened base intermediary shelf, removable and adjustable.
- Sliding doors (double wall) with immersed handles.
- Adjustable stainless steel legs.

**ES Mesas armarios, puertas correderas**

- Realización en acero inox AISI 441.
- Plano de trabajo insonoro y reforzado.
- Tableta intermediaria amovible, regulable y reforzado.
- Puertas correderas (pared doble), picaportes integrados.
- Pies regulables en acero inox.



13



	mm	kW	V	kg	m <sup>3</sup>	...A/B		
	TA107/B	1000x700xh880/900	-	-	67	0,84	1 013,00 EUR	1 140,00 EUR
	TA127/B	1200x700xh880/900	-	-	85	1	1 093,00 EUR	1 140,00 EUR
	TA147/B	1400x700xh880/900	-	-	95	1,1	1 201,00 EUR	1 247,00 EUR
	TA167/B	1600x700xh880/900	-	-	110	1,3	1 245,00 EUR	1 331,00 EUR
	TA187/B	1800x700xh880/900	-	-	120	1,45	1 324,00 EUR	1 438,00 EUR
	TA207/B	2000x700xh880/900	-	-	135	1,6	1 392,00 EUR	1 508,00 EUR
	ATG0136/B	Option key lock						101,00 EUR





**IT Tavoli su armadio "attraversando centrale"**

- Realizzato in acciaio inox AISI 441.
- Piano lavoro insonorizzato e rinforzato.
- Ripiano intermedio amovibile, regolabile e rinforzato.
- Porte scorrevoli (doppia parete) dai 2 lati, maniglie integrate.
- Piedini in acciaio inox con cilindri regolabili in acciaio inox.


**EN Tables on cupboard "pass through"**


- Manufactured in stainless steel AISI 441.
- Work top strengthened and soundproof.
- Strengthened base intermediary shelf, removable and adjustable.
- Sliding doors (double wall) at both sides with immersed handles.
- Stainless steel feet with adjustable stainless steel cylinders.

**ES Mesas sobre armario "atraversable central"**

- Realización en acero inox AISI 441.
- Plano de trabajo insonoro y reforzado.
- Tableta intermedia amovible, regulable y reforzada.
- Puertas corredizas (pared doble) de 2 lados, picarotes integrados.
- Patas de acero inoxidable con cilindros ajustables de acero inoxidable.

700



	mm	kW	V	kg	m <sup>3</sup>		
	TAP127/B	1200x700xh880/900	-	-	88	1	<b>1 380,00 EUR</b>
	TAP167/B	1600x700xh880/900	-	-	115	1,3	<b>1 569,00 EUR</b>
	TAP207/B	2000x700xh880/900	-	-	137	1,6	<b>1 748,00 EUR</b>
	ATG0136/B	Option key lock					<b>101,00 EUR</b>

**IT Tavoli su armadio, con cassetti**

- Realizzato in acciaio inox AISI 441.
- Piano lavoro insonorizzato e rinforzato.
- Ripiano intermedio amovibile, regolabile e rinforzato.
- Porte scorrevoli (doppia parete), maniglie integrate e 1 blocco di 3 cassetti GN1/1 su guide.
- Piedi in acciaio inossidabile con cric inox regolabili.

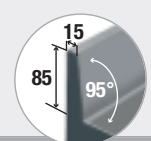

**EN**


- Manufactured in stainless steel AISI 441.
- Strengthened and soundproof work top.
- Removable intermediary shelf, adjustable and strengthened.
- Sliding doors (double wall), immersed handles and 1 bloc of 3 drawers GN1/1 on slides
- Stainless steel feet with adjustable stainless steel jacks.

**ES Mesas sobre armario, con cajones**

- Realización en acero inox AISI 441.
- Plano de trabajo insonoro y reforzado.
- Tableta intermedia amovible, regulable y reforzada.
- Puertas corredizas (pared doble), picaportes integrados y 1 bloque de 3 cajones GN 1/1 sobre correderas.
- Pies regulables en acero inox.


700



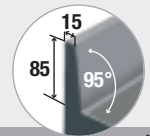
	mm	kW	V	kg	m <sup>3</sup>		...A/B	
	TA167CD/B	1600x700xh880/900	-	-	147	1,12	<b>2 108,00 EUR</b>	<b>2 116,00 EUR</b>
	TA207CD/B	2000x700xh880/900	-	-	192	1,4	<b>2 272,00 EUR</b>	<b>2 310,00 EUR</b>
	ATG0136/B	Option key lock					<b>101,00 EUR</b>	



700



13


**IT Tavoli su armadio, porte battenti**


- Realizzato in acciaio inox AISI 304.
- Piano lavoro insonorizzato e rinforzato.
- Ripiano intermedio amovibile, regolabile e rinforzato.
- Porte battenti, maniglie integrate.
- Piedini regolabili in acciaio inox.

**EN Tables on cupboard, swing doors**

- Manufactured in stainless steel AISI 304.
- Work top strengthened and soundproof.
- Strengthened base intermediary shelf, removable and adjustable.
- Swing doors with immersed handles.
- Adjustable stainless steel legs.

**ES Mesas sobre armario, puertas batientes**

- Realización en acero inox AISI 304.
- Plano de trabajo insonoro y reforzado.
- Tableta intermedia amovible, regulable y reforzado.
- Puertas batientes, picaportes integrados.
- Pies regulables en acero inox.

	mm	kW	V	kg	m <sup>3</sup>	...A/M		
	TA67/M	600x700xh880/900	-	-	48	0,53	<b>988,00 EUR</b>	<b>1 036,00 EUR</b>
	TA87/M	800x700xh880/900	-	-	57	0,69	<b>1 125,00 EUR</b>	<b>1 221,00 EUR</b>
	ATG0136/M	Option key lock						<b>68,00 EUR</b>



700



13


**IT Tavoli su armadio, porte scorrevoli**


- Realizzato in acciaio inox AISI 304.
- Piano lavoro insonorizzato e rinforzato.
- Ripiano intermedio amovibile, regolabile e rinforzato.
- Porte scorrevoli, maniglie integrate.
- Piedini regolabili in acciaio inox.

**EN Tables on cupboard, sliding doors**

- Manufactured in stainless steel AISI 304.
- Work top strengthened and soundproof.
- Strengthened base intermediary shelf, removable and adjustable.
- Sliding doors with immersed handles.
- Adjustable stainless steel legs.

**ES Mesas sobre armario, puertas corredizas**

- Realización en acero inox AISI 304.
- Plano de trabajo insonoro y reforzado.
- Tableta intermedia amovible, regulable y reforzado.
- Puertas corredizas, picaportes integrados.
- Pies regulables en acero inox.

	mm	kW	V	kg	m <sup>3</sup>	...A/M		
	TA107/M	1000x700xh880/900	-	-	67	0,84	<b>1 195,00 EUR</b>	<b>1 267,00 EUR</b>
	TA127/M	1200x700xh880/900	-	-	85	1	<b>1 271,00 EUR</b>	<b>1 324,00 EUR</b>
	TA147/M	1400x700xh880/900	-	-	95	1,1	<b>1 370,00 EUR</b>	<b>1 397,00 EUR</b>
	TA167/M	1600x700xh880/900	-	-	110	1,3	<b>1 449,00 EUR</b>	<b>1 498,00 EUR</b>
	TA187/M	1800x700xh880/900	-	-	120	1,45	<b>1 556,00 EUR</b>	<b>1 611,00 EUR</b>
	TA207/M	2000x700xh880/900	-	-	135	1,6	<b>1 639,00 EUR</b>	<b>1 697,00 EUR</b>
	TA247/M	2400x700xh880/900	-	-	148	1,9	<b>1 988,00 EUR</b>	<b>2 252,00 EUR</b>
	ATG0136/M	Option key lock						<b>68,00 EUR</b>

**IT Tavoli su armadio "attraversando centrale"**


- Realizzato in acciaio inox AISI 304.
- Piano lavoro insonorizzato e rinforzato.
- Ripiano intermedio amovibile, regolabile e rinforzato.
- Porte scorrevoli dai 2 lati, maniglie integrate.
- Piedini regolabili in acciaio inox.


**EN Tables on cupboard "pass through"**

- Manufactured in stainless steel AISI 304.
- Work top strengthened and soundproof.
- Strengthened base intermediary shelf, removable and adjustable.
- Sliding doors at both sides with immersed handles.
- Adjustable stainless steel legs.

**ES Mesas sobre armario "atraversable central"**

- Realización en acero inox AISI 304.
- Plano de trabajo insonoro y reforzado.
- Tableta intermedia amovible, regulable y reforzada.
- Puertas corredizas de 2 lados, picarotes integrados.
- Pies regulables en acero inox.



	mm	kW	V	kg	m <sup>3</sup>	
 TAP127/M	1200x700xh880/900	-	-	88	1	1 462,00 EUR
TAP167/M	1600x700xh880/900	-	-	115	1,3	1 662,00 EUR
TAP207/M	2000x700xh880/900	-	-	139	1,6	1 852,00 EUR
ATG0136/M	Option key lock					68,00 EUR

**IT Tavoli su armadio, con cassetti**

- Realizzato in acciaio inox AISI 304.
- Piano lavoro insonorizzato e rinforzato.
- Ripiano intermedio amovibile, regolabile e rinforzato.
- Porte scorrevoli, maniglie integrate e 1 blocco di 3 cassetti GN1/1 a cuscinetto a sfera.
- Piedini regolabili in acciaio inox.

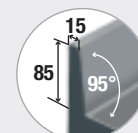

**EN Tables on cupboard, with drawers**


- Manufactured in stainless steel AISI 304.
- Work top strengthened and soundproof.
- Strengthened base intermediary shelf, removable and adjustable.
- Sliding doors with immersed handles and 1 bloc with 3 drawers GN1/1 on conductors.
- Adjustable stainless steel legs.

**ES Mesas sobre armario, con cajones**

- Realización en acero inox AISI 304.
- Plano de trabajo insonoro y reforzado.
- Tableta intermedia amovible, regulable y reforzada.
- Puertas corredizas, picaportes integrados y 1 bloque de 3 cajones GN 1/1 sobre correderas.
- Pies regulables en acero inox.

700



	mm	kW	V	kg	m <sup>3</sup>		...A/M
 TA167CD/M	1600x700xh880/900	-	-	165	1,3	2 259,00 EUR	2 433,00 EUR
TA207CD/M	2000x700xh880/900	-	-	189	1,6	2 436,00 EUR	2 655,00 EUR
ATG0136/M	Option key lock						68,00 EUR



700


**IT Tavoli armadi, angolo 90°**

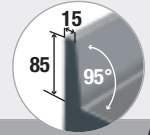
- Realizzato in acciaio inox AISI 441.
- Piano lavoro insonorizzato e rinforzato.
- Ripiano intermedio amovibile, regolabile e rinforzato.
- Porta a battente (doppia parete), maniglia integrata.
- Piedini regolabili in acciaio inox.


**EN Working tables on cupboard, angle 90°**

- Manufactured in stainless steel AISI 441.
- Work top strengthened and soundproof.
- Strengthened base intermediary shelf, removable and adjustable in height.
- Swing doors (double wall), with immersed handles.
- Adjustable stainless steel legs.

**ES Mesas con armario, ángulo 90°**

- Realización en acero inox 18/10 AISI 441.
- Plan de trabajo insonoro y reforzado.
- Tableta intermedia amovible, regulable y reforzada.
- Puerta batiente (pared doble), picaporte integrado.
- Pies regulables en acero inox.



		mm	kW	V	kg	m <sup>3</sup>	...A/B
	TAN110/B	1100x1100xh880/900	-	-	70	1,15	<b>1 639,00 EUR</b> <b>1 861,00 EUR</b>



700


**IT Tavoli su armadio, con cassetti**

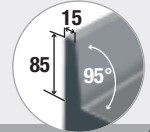
- Realizzato in acciaio inox AISI 441.
- Piano lavoro insonorizzato e rinforzato.
- Cassetti GN 1/1 a cuscinetto a sfera.
- Piedini regolabili in acciaio inox.


**EN Tables on cupboard, with drawers**

- Manufactured in stainless steel AISI 441.
- Work top strengthened and soundproof.
- Drawers GN 1/1 on conductors.
- Adjustable stainless steel legs.

**ES Mesas sobre armario, con cajones**

- Realización en acier inox AISI 441.
- Plan de trabajo insonoro y reforzado.
- Cajones GN 1/1 sobre correderas.
- Pies regulables en acero inox.



		mm	Drawers	kg	m <sup>3</sup>	...A/B
	TACS67/B	600x700xh880/900	3x GN1/1	78	0,53	<b>1 337,00 EUR</b> <b>1 408,00 EUR</b>
	TACS107/B	1000x700xh880/900	2x3 GN1/1	130	0,69	<b>1 776,00 EUR</b> <b>1 816,00 EUR</b>



ATG0136/B

101,00 EUR

- Ⓜ Opzione: serratura a chiave per armadi
  - Ⓜ Option: key lock for cupboards
  - Ⓜ Opción: cerradura para armarios
- ONLY: STANDARD LINE**



A77KIT/B-X

410,00 EUR

- Ⓜ Kit 4 ruote girevoli "inox" per armadio, 2 freni
  - Ⓜ Kit 4 "stainless steel" castor wheels for cupboard, 2 brakes
  - Ⓜ Kit de 4 ruedas "Inox." para armario, 2 freno
- ONLY: STANDARD LINE**



**IT Tavoli armadi, angolo 90°**

- Piano lavoro insonorizzato e rinforzato.
- Ripiano intermedio amovibile, regolabile e rinforzato.
- Porta battente, maniglia integrata.
- Realizzato in acciaio inox AISI 304 (finitura spazzolata).
- Piedini regolabili in acciaio inox.

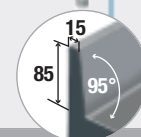
**EN Working tables on cupboard, angle 90°**

- Manufactured in stainless steel AISI 304.
- Work top strengthened and soundproof.
- Strengthened base intermediary shelf, removable and adjustable in height.
- Sliding doors or swinging doors with immersed handles.
- Adjustable stainless steel legs.

**ES Mesas con armario, ángulo de 90°**

- Realización en acero inox 18/10 AISI 304.
- Plan de trabajo insonoro y reforzado.
- Tableta intermediaria amovible, regulable y reforzada.
- Puerta batiente, picaporte integrado.
- Pies regulables en acero inox.

700



		mm	kW	V	kg	m <sup>3</sup>	...A/M
	TAN100/M	1000x1000xh880/890	-	-	70	1,15	<b>1 823,00 EUR</b> <b>2 069,00 EUR</b>

**IT Tavoli su armadio, con cassetti**

- Realizzato in acciaio inox AISI 304.
- Piano lavoro insonoro e rinforzato.
- Cassetti GN 1/1 a cuscinetto a sfera.
- Piedini regolabili in acciaio inox.

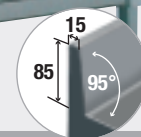
EN

- Manufactured in stainless steel AISI 304.
- Work top strengthened and soundproof.
- Drawers GN 1/1 on conductors.
- Adjustable stainless steel legs.

**ES Mesas sobre armario, con cajones**

- Realización en acier inox AISI 304.
- Plan de trabajo insonoro y reforzado.
- Cajones GN 1/1 sobre correderas.
- Pies regulables en acero inox.

700



		mm	Drawers	kg	m <sup>3</sup>	...A/M
	TACS67/M	600x700xh880/900	3x GN2/1	78	0,53	<b>1 416,00 EUR</b> <b>1 490,00 EUR</b>
	TACS87/M	800x700xh880/900	2x3 GN1/1	130	0,69	<b>1 880,00 EUR</b> <b>1 924,00 EUR</b>



ATG0136/M

**68,00 EUR**

- Ⓜ Opzione: serratura a chiave per armadi
  - Ⓜ Option: key lock for cupboards
  - Ⓜ Opción: cerradura para armarios
- ONLY: LUX LINE



A77KIT/M

**189,00 EUR**

- Ⓜ Kit 4 ruote girevoli "cromate" armadio, 2 freni
  - Ⓜ Kit 4 wheels "chromium-plated" for cupboard, 2 brakes
  - Ⓜ Kit de 4 ruedas "cromadas" para armario, 2 freno
- ONLY: LUX LINE



A77KIT/M-X

**378,00 EUR**

- Ⓜ Kit 4 ruote inox per armadio, 2 con freni
  - Ⓜ Kit 4 wheels "stainless steel" for cupboard, 2 with brakes
  - Ⓜ Kit de 4 ruedas "Inox." para armario, 2 con freno
- ONLY: LUX LINE



700

+30° +65°



HOT

VENTILATED


**IT Tavoli su armadio riscaldante, porte scorrevoli**

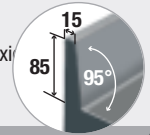
- Realizzato in acciaio inox AISI 441.
- Piano di lavoro insonorizzato e rinforzato.
- Ripiano intermedio amovibile, regolabile e rinforzato.
- Porte scorrevoli (doppia parete), maniglie integrate.
- Ventilato con regolatore termostatico.
- Piedini in acciaio inox con cilindri regolabili in acciaio inox.


**EN Working tables on heating cupboard, sliding doors**

- Manufactured in stainless steel AISI 441.
- Strengthened and soundproof work top.
- Removable intermediary shelf, adjustable and strengthened.
- Sliding doors (double wall), immersed handles.
- Ventilated with temperature regulation.
- Stainless steel feet with adjustable stainless steel cylinders.

**ES Mesas sobre armario calentador, puertas correizas**

- Realización en acero inox AISI 441.
- Plan de trabajo insonoro y reforzado.
- Tableta intermediaria amovible, regulable y reforzada.
- Puertas correizas (pared doble), picaportes integrados.
- Ventilado con regulación termostática.
- Patas de acero inoxidable con cilindros ajustables de acero inoxidable.



	mm	kW	V	kg	m <sup>3</sup>	...A/B		
	TE127/B	1200x700xh880/900	2,5	230/1N 50-60Hz	105	0,84	<b>1 575,00 EUR</b>	<b>1 727,00 EUR</b>
	TE147/B	1400x700xh880/900	2,5	230/1N 50-60Hz	116	0,98	<b>1 655,00 EUR</b>	<b>1 821,00 EUR</b>
	TE167/B	1600x700xh880/900	2,5	230/1N 50-60Hz	127	1,12	<b>1 736,00 EUR</b>	<b>1 906,00 EUR</b>
	TE187/B	1800x700xh880/900	2,5	230/1N 50-60Hz	148	1,26	<b>1 836,00 EUR</b>	<b>2 011,00 EUR</b>
	TE207/B	2000x700xh880/900	2,5	230/1N 50-60Hz	172	1,4	<b>1 907,00 EUR</b>	<b>2 095,00 EUR</b>
	ATG0136/B	Option key lock						<b>101,00 EUR</b>



700



HOT

VENTILATED

PASS THROUGH


**IT Tavoli su armadio riscaldante, "attraversando centrale"**


- Realizzato in acciaio inox AISI 441.
- Piano lavoro insonoro e rinforzato.
- Ripiano intermedio amovibile, regolabile e rinforzato.
- Porte scorrevoli (doppia parete) o battenti, maniglie integrate.
- Ventilato con controllo termostatico.
- Piedini regolabili in acciaio inox.

**EN Working tables on heating cupboard, "pass through"**

- Manufactured in stainless steel AISI 441.
- Work top strengthened and soundproof.
- Strengthened base intermediary shelf, removable and adjustable.
- Sliding doors (double wall) at both sides with immersed handles.
- Ventilated heating with temperature regulation through thermostat.
- Adjustable stainless steel legs.

**ES Mesas sobre armario calentador, "atraversable central"**

- Realización en acier inox AISI 441.
- Plan de trabajo insonoro y reforzado.
- Tableta intermediaria amovible, regulable y reforzada.
- Puertas correizas (pared doble) de 2 lados, picaportes integrados.
- Ventilado con regulacion termostática.
- Pies regulables en acero inox.

	mm	kW	V	kg	m <sup>3</sup>	...A/B	
	TEP127/B	1200x700xh880/900	2,5	230/1N 50-60Hz	98	1	<b>1 863,00 EUR</b>
	TEP167/B	1600x700xh880/900	2,5	230/1N 50-60Hz	125	1,3	<b>2 061,00 EUR</b>
	TEP207/B	2000x700xh880/900	2,5	230/1N 50-60Hz	149	1,6	<b>2 282,00 EUR</b>
	ATG0136/B	Option key lock					<b>101,00 EUR</b>

### IT Tavoli su armadio riscaldante, porte scorrevoli

- Realizzato in acciaio inox AISI 304.
- Piano lavoro insonorizzato e rinforzato.
- Ripiano intermedio amovibile, regolabile e rinforzato.
- Porte scorrevoli, maniglie integrate.
- Ventilato con regolatore termostatico.
- Piedini regolabili in acciaio inox.

### EN Working tables on heating cupboard, sliding doors

- Manufactured in stainless steel AISI 304.
- Work top strengthened and soundproof.
- Strengthened base intermediary shelf, removable and adjustable.
- Sliding doors with immersed handles.
- Ventilated heating with temperature regulation through thermostat.
- Adjustable stainless steel legs.

### ES Mesas sobre armario calentador, puertas corredizas

- Realización en acero inox AISI 304.
- Plan de trabajo insonoro y reforzado.
- Tableta intermedia amovible, regulable y reforzada.
- Puertas corredizas, picaportes integrados.
- Ventilado con regulación termostática.
- Pies regulables en acero inox.

700



+30° +65°



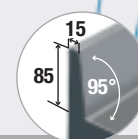
HOT


VENTILATED

page 1135



600



	mm	kW	V	kg	m <sup>3</sup>	...A/M
 TE127/M	1200x700xh880/900	1,5	230/1N 50-60Hz	95	1	1 791,00 EUR 1 896,00 EUR
TE167/M	1600x700xh880/900	2,5	230/1N 50-60Hz	120	1,3	1 973,00 EUR 2 093,00 EUR
TE207/M	2000x700xh880/900	3	230/1N 50-60Hz	145	1,6	2 205,00 EUR 2 300,00 EUR
ATG0136/M	Option key lock					68,00 EUR

### IT Tavoli su armadio riscaldante, "attraversando centrale"

- Realizzato in acciaio inox AISI 304.
- Piano lavoro insonoro e rinforzato.
- Ripiano intermedio amovibile, regolabile e rinforzato.
- Porte scorrevoli in entrambi i lati, maniglie integrate.
- Ventilato con controllo termostatico.
- Piedini regolabili in acciaio inox.

### EN Working tables on heating cupboard, "pass through"

- Manufactured in stainless steel AISI 304.
- Work top strengthened and soundproof.
- Strengthened base intermediary shelf, removable and adjustable.
- Sliding doors at both sides with immersed handles.
- Ventilated heating with temperature regulation through thermostat.
- Adjustable stainless steel legs.

### ES Mesas sobre armario calentador, "atravesable central"

- Realización en acier inox AISI 304.
- Plan de trabajo insonoro y reforzado.
- Tableta intermedia amovible, regulable y reforzada.
- Puertas corredizas de 2 lados, picaportes integrados.
- Ventilado con regulacion termostática.
- Pies regulables en acero inox.

700



+30° +65°




PASS THROUGH

HOT

VENTILATED



	mm	kW	V	kg	m <sup>3</sup>	...A/M
 TEP127/M	1200x700xh880/900	1,5	230/1N 50-60Hz	98	1	1 973,00 EUR
TEP167/M	1600x700xh880/900	2,4	230/1N 50-60Hz	125	1,3	2 183,00 EUR
TEP207/M	2000x700xh880/900	3	230/1N 50-60Hz	149	1,6	2 417,00 EUR
ATG0136/M	Option key lock					68,00 EUR


**(IT) Armadi a muro, aperti**

- Realizzato in acciaio inox AISI 441.
- Ripiano intermedio amovibile, regolabile e rinforzato.

**(EN) Open wall cupboards**

- Manufactured in stainless steel AISI 441.
- Strengthened lower shelf, removable and adjustable.

**(ES) Armarios murales, abiertos**

- Realización en acero inox AISI 441.
- Tableta intermediaria amovible, regulable y reforzada.

**SLOPING TOP**


On request : TSP/...

		mm	kW	V	kg	m <sup>3</sup>	
	PA60/B	600x400xh600	-	-	18	0,25	<b>400,00 EUR</b>
	PA80/B	800x400xh600	-	-	22	0,3	<b>460,00 EUR</b>
	PA100/B	1000x400xh600	-	-	27	0,38	<b>527,00 EUR</b>
	PA120/B	1200x400xh600	-	-	30	0,45	<b>571,00 EUR</b>
	PA140/B	1400x400xh600	-	-	34	0,54	<b>630,00 EUR</b>
	PA160/B	1600x400xh600	-	-	40	0,64	<b>696,00 EUR</b>
	PA180/B	1800x400xh600	-	-	44	0,68	<b>761,00 EUR</b>
	PA200/B	2000x400xh600	-	-	48	0,74	<b>826,00 EUR</b>


**(IT) Armadio a muro, porte battenti**

- Realizzato in acciaio inox AISI 441..
- Ripiano intermedio amovibile, regolabile e rinforzato.
- Porta scorrevole (doppia parete), maniglia integrata.

**(EN) Wall cupboard, sliding doors**

- Manufactured in stainless steel AISI 441.
- Strengthened base intermediary shelf, removable and adjustable.
- Sliding door (double wall), handle included.

**(ES) Armario mural, puertas batientes**

- Realización en acero inox AISI 441.
- Tableta intermediaire amovible, ajustable y reforzadas.
- Puerta batiente (pared doble), picaporte integrado.

**SLOPING TOP**


On request : TSP/...

		mm	kW	V	kg	m <sup>3</sup>	
	PSC80/B	800X400Xh600	-	-	25	0,3	<b>757,00 EUR</b>





**IT Armadi a muro, porte scorrevoli**

- Realizzato in acciaio inox AISI 441.
- Ripiano intermedio amovibile, regolabile e rinforzato.
- Porte scorrevoli (doppia parete), maniglie integrate.

**EN Wall cupboards, sliding doors**

- Manufactured in stainless steel AISI 441.
- Strengthened base intermediary shelf, removable and adjustable.
- Sliding door (double wall), handle included.

**ES Armarios murales, puertas corredizas**

- Realización en acero inox AISI 441.
- Estante intermedio desmontable, ajustable y reforzada.
- Puertas corredizas (pared doble), manija integrada.



**SLOPING TOP**



On request : TSP/...

		mm	kW	V	kg	m <sup>3</sup>	
	PSC100/B	1000x400xh600	-	-	28	0,38	<b>672,00 EUR</b>
	PSC120/B	1200x400xh600	-	-	36	0,45	<b>787,00 EUR</b>
	PSC140/B	1400x400xh600	-	-	43	0,54	<b>838,00 EUR</b>
	PSC160/B	1600x400xh600	-	-	50	0,64	<b>893,00 EUR</b>
	PSC180/B	1800x400xh600	-	-	58	0,68	<b>1 006,00 EUR</b>
	PSC200/B	2000x400xh600	-	-	65	0,74	<b>1 099,00 EUR</b>

**IT Armadi murali, angolo 90°**


- Realizzato in acciaio inox AISI 441.
- Ripiano intermedio amovibile, regolabile e rinforzato.
- Porta scorrevole (doppia parete), maniglia integrata.

**EN Wall cupboard, angle 90°**

- Manufactured in stainless steel AISI 441.
- Strengthened base intermediary shelf, removable and adjustable.
- Sliding doors (double wall), with immersed handles

**ES Armario mural, ángulo 90°**

- Realización en acero inox AISI 441.
- Tableta intermedia amovible, regulable y reforzada.
- Puerta batiente (pared doble), picaporte integrado.



		mm	kW	V	kg	m <sup>3</sup>	
	PSCA80/B	800x800xh600	-	-	30	0,46	<b>1 000,00 EUR</b>


**(IT) Armadi a muro, aperti**

- Realizzato in acciaio inox AISI 304.
- Ripiano intermedio amovibile, regolabile e rinforzato.

**(EN) Open wall cupboards**

- Manufactured in stainless steel AISI 304.
- Strengthened base intermediary shelf, removable and adjustable.

**(ES) Armarios murales, abiertos**

- Realización en acero inox AISI 304.
- Tableta intermediaria amovible, regulable y reforzada.

		mm	kW	V	kg	m <sup>3</sup>	
	PA60/E	600x400xh600	-	-	18	0,25	<b>433,00 EUR</b>
	PA80/E	800x400xh600	-	-	22	0,3	<b>498,00 EUR</b>
	PA100/E	1000x400xh600	-	-	27	0,38	<b>570,00 EUR</b>
	PA120/E	1200x400xh600	-	-	30	0,45	<b>633,00 EUR</b>
	PA140/E	1400x400xh600	-	-	34	0,54	<b>698,00 EUR</b>
	PA160/E	1600x400xh600	-	-	40	0,64	<b>771,00 EUR</b>
	PA180/E	1800x400xh600	-	-	44	0,68	<b>845,00 EUR</b>
	PA200/E	2000x400xh600	-	-	48	0,74	<b>916,00 EUR</b>


**(IT) Armadio a muro, porte battenti**

- Realizzato in acciaio inox AISI 304.
- Ripiano intermedio amovibile, regolabile e rinforzato.
- Porte battenti, maniglie integrate.

**(EN) Wall cupboard, sliding doors**

- Manufactured in stainless steel AISI 304.
- Strengthened base intermediary shelf, removable and adjustable.
- Sliding doors, handles included.

**(ES) Armario mural, puertas batientes**

- Realización en acero inox AISI 304.
- Tableta intermediaire amovible, ajustable y reforzadas.
- Puertas batientes, picaportes integrados.

		mm	kW	V	kg	m <sup>3</sup>	
	PSC80/E	800X400Xh600	-	-	25	0,3	<b>801,00 EUR</b>

**IT Armadi a muro, porte scorrevoli**

- Realizzato in acciaio inox AISI 304.
- Ripiano intermedio amovibile, regolabile e rinforzato.
- Porte scorrevoli, maniglia integrata.

**EN Wall cupboards, sliding doors**

- Manufactured in stainless steel AISI 304.
- Strengthened base intermediary shelf, removable and adjustable.
- Sliding doors, handles included.

**ES Armarios murales, puertas corredizas**

- Realización en acero inox AISI 304.
- Estante intermedio desmontable, ajustable y reforzada.
- Puertas corredizas, manija integrada.



		mm	kW	V	kg	m <sup>3</sup>	
	PSC100/E	1000x400xh600	-	-	28	0,38	<b>753,00 EUR</b>
	PSC120/E	1200x400xh600	-	-	36	0,45	<b>835,00 EUR</b>
	PSC140/E	1400x400xh600	-	-	43	0,54	<b>910,00 EUR</b>
	PSC160/E	1600x400xh600	-	-	50	0,64	<b>989,00 EUR</b>
	PSC180/E	1800x400xh600	-	-	58	0,68	<b>1 066,00 EUR</b>
	PSC200/E	2000x400xh600	-	-	65	0,74	<b>1 138,00 EUR</b>

**IT Armadi murali, angolo 90°**


- Realizzato in acciaio inox AISI 304.
- Ripiano intermedio amovibile, regolabile e rinforzato.
- Porta scorrevole, maniglia integrata.

**EN Wall cupboard, angle 90°**

- Manufactured in stainless steel AISI 304.
- Strengthened base intermediary shelf, removable and adjustable.
- Sliding door, handle included.

**ES Armario mural, ángulo 90°**

- Realización en acero inox AISI 304.
- Tableta intermedia amovible, regulable y reforzada.
- Puerta batiente, picaporte integrado.



		mm	kW	V	kg	m <sup>3</sup>	
	PSCA70/E	700x700xh600	-	-	30	0,46	<b>1 136,00 EUR</b>



600

**IT Armadi di stoccaggio, porte scorrevoli**

- Realizzato in acciaio inox AISI 441.
- Ripiani intermedi amovibili, regolabili e rinforzati.
- Porte scorrevoli (doppia parete), maniglie integrate.
- Piedini inox regolabili.

**EN Storage cupboards, sliding doors**

- Manufactured in stainless steel AISI 441..
- Strengthened base intermediary shelves, removable and adjustable.
- Sliding doors (double wall), handle included.
- Adjustable stainless steel legs.

**ES Armarios de acomodo, puertas corredizas**

- Realización en acero inox AISI 441.
- Tabletas intermediarias amovibles, regulables y reforzadas.
- Puertas corredizas (pared doble), manija integrada.
- Pies en acero inox regulables.

SLOPING TOP



		mm	kW	V	kg	m <sup>3</sup>		TR6/...
	AR126V1/B	1200x600xh2000	-	-	138	1,98	<b>2 025,00 EUR</b>	<b>176,00 EUR</b>
	AR166V1/B	1600x600xh2000	-	-	150	2,7	<b>2 443,00 EUR</b>	<b>205,00 EUR</b>
	AR206V1/B	2000x600xh2000	-	-	170	3,35	<b>2 858,00 EUR</b>	<b>235,00 EUR</b>
	ATG0136/B	Option key lock					<b>101,00 EUR</b>	



700

**IT Armadi di stoccaggio, porte scorrevoli**

- Realizzato in acciaio inox AISI 441.
- Ripiani intermedi amovibili, regolabili e rinforzati.
- Porte scorrevoli (doppia parete), maniglie integrate.
- Piedini inox regolabili.

**EN Storage cupboards, sliding doors**

- Manufactured in stainless steel AISI 441..
- Strengthened base intermediary shelf, removable and adjustable in height.
- Sliding doors (double wall), handle included.
- Adjustable stainless steel legs.

**ES Armarios de acomodo, puertas corredizas**

- Realización en acero inox AISI 441.
- Tabletas intermediarias amovibles, regulables y reforzadas.
- Puertas corredizas (pared doble), manija integrada.
- Pies en acero inox regulables.

SLOPING TOP



		mm	kW	V	kg	m <sup>3</sup>		TR7/...
	AR127V1/B	1200x700xh2000	-	-	148	2,19	<b>2 100,00 EUR</b>	<b>187,00 EUR</b>
	AR167V1/B	1600x700xh2000	-	-	165	2,85	<b>2 480,00 EUR</b>	<b>219,00 EUR</b>
	AR207V1/B	2000x700xh2000	-	-	182	3,52	<b>2 967,00 EUR</b>	<b>252,00 EUR</b>
	ATG0136/B	Option key lock					<b>101,00 EUR</b>	

**IT Armadi di stoccaggio, porte scorrevoli**

- Realizzato in acciaio inox AISI 304.
- Ripiani intermedi amovibili, regolabili e rinforzati.
- Porte scorrevoli, maniglie integrate.
- Piedini inox regolabili.

**EN Storage cupboards, sliding doors**

- Manufactured in stainless steel AISI 304.
- Strengthened base intermediary shelves, removable and adjustable.
- Sliding doors with immersed handles.
- Adjustable stainless steel legs.

**ES Armarios de acomodo, puertas corredizas**

- Realización en acero inox AISI 304.
- Tabletas intermediarias amovibles, regulables y reforzadas.
- Puertas corredizas, picaporte integrado.
- Pies en acero inox regulables.

600



		mm	kW	V	kg	m <sup>3</sup>	
	AR126V1/M	1200x600xh2000	-	-	138	1,98	<b>2 358,00 EUR</b>
	AR166V1/M	1600x600xh2000	-	-	150	2,7	<b>2 844,00 EUR</b>
	AR206V1/M	2000x600xh2000	-	-	170	3,35	<b>3 327,00 EUR</b>
	ATG0136/M	Option key lock					<b>68,00 EUR</b>

**IT Armadi di stoccaggio, porte scorrevoli**

- Realizzato in acciaio inox AISI 304.
- Ripiani intermedi amovibili, regolabili e rinforzati.
- Porte scorrevoli, maniglie integrate.
- Piedini inox regolabili.

**EN Storage cupboards, sliding doors**

- Manufactured in stainless steel AISI 304.
- Strengthened base intermediary shelves, removable and adjustable.
- Sliding doors with immersed handles.
- Adjustable stainless steel legs.

**ES Armarios de acomodo, puertas corredizas**

- Realización en acero inox AISI 304.
- Tabletas intermediarias amovibles, regulables y reforzadas.
- Puertas corredizas, picaporte integrado.
- Pies en acero inox regulables.

700



		mm	kW	V	kg	m <sup>3</sup>	
	AR127V1/M	1200x700xh2000	-	-	148	2,19	<b>2 445,00 EUR</b>
	AR167V1/M	1600x700xh2000	-	-	165	2,85	<b>2 887,00 EUR</b>
	AR207V1/M	2000x700xh2000	-	-	182	3,52	<b>3 453,00 EUR</b>
	ATG0136/M	Option key lock					<b>68,00 EUR</b>



600

700



page 1164


**IT Lavello con base e mensola inferiore**

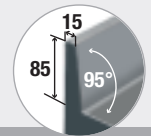
- Realizzato in acciaio inox AISI 304/441.
- Piano superiore imbottito e alzata posteriore di 85 mm.
- Fondo esteriore delle vasche ricoperto di un isolante acustico.
- Filtro e scarico.
- Mensola inferiore rinforzata.
- Struttura saldata, piedini inox regolabili.

**EN Sink with base and shelf underneath**

- Manufactured in stainless steel AISI 304/441.
- Submerged top and back border of 85 mm.
- Soundproof exterior bottom.
- Outlet valve and tube.
- Strengthened base shelf underneath
- Welded structure, adjustable stainless steel legs.

**ES Fregadero con base e tableta inferior**

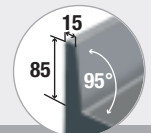
- Realización en acero inox AISI 304/441.
- Plano de trabajo superior embutido y borde de estanquidad trasero 85 mm.
- Fondo exterior de las cubas revestidas de un aislante fonico.
- Franja y tapon de relleno.
- Tableta inferior reforzada.
- Estructura soldada, patas en inox regulables.



			mm	tank	kg	m <sup>3</sup>	
	L611/6		600x600xh880/900	400x400xh275	21	0,45	<b>647,00 EUR</b>
	L1211D/6		1200x600xh880/900	500x400xh275	41	0,78	<b>746,00 EUR</b>
	L1211S/6		1200x600xh880/900	500x400xh275	41	0,78	<b>746,00 EUR</b>
	L1421D/6		1400x600xh880/900	500x400xh275	45	0,9	<b>951,00 EUR</b>
	L1421S/6		1400x600xh880/900	500x400xh275	45	0,9	<b>951,00 EUR</b>



03



			mm	tank	kg	m <sup>3</sup>	
	L711		700x700xh880/900	500x500xh325	24	0,54	<b>691,00 EUR</b>
	L1411D		1400x700xh880/900	600x500xh325	49	1,04	<b>844,00 EUR</b>
	L1411S		1400x700xh880/900	600x500xh325	49	1,04	<b>844,00 EUR</b>
	L1411VD		1400x700xh880/900	600x500xh325	49	1,04	<b>788,00 EUR</b>
	L1411VS		1400x700xh880/900	600x500xh325	49	1,04	<b>788,00 EUR</b>
	Version with space for Dishwasher						



### IT Lavello con base e mensola inferiore

- Realizzato in acciaio inox 18/10 AISI 304/441.
- Piano superiore imbutito e alzatina posteriore di 85 mm.
- Fondo esteriore delle vasche ricoperto di un isolante acustico.
- Filtro e scarico.
- Mensola inferiore rinforzata.
- Struttura saldata, piedini in inox regolabili.

### EN Sink with base and shelf underneath

- Manufactured in stainless steel 18/10 AISI 304/441.
- Submerged top and back border of 85 mm.
- Soundproof exterior bottom.
- Outlet valve and tube.
- Strengthened base shelf.
- Welded structure, adjustable stainless steel legs.

### ES Fregadero con base e tableta inferior

- Realización en acero inox 18/10 AISI 304/441.
- Plano de trabajo superior embutido y borde de estanquidad trasero 85 mm.
- Fondo exterior de las cubas revestidas de un aislante fonico.
- Franja y tapon de relleno.
- Tableta inferior reforzada.
- Estructura soldada, patas en inox regulables.

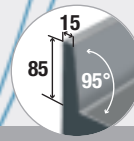
700



page 1164



03



			mm	tank	kg	m <sup>3</sup>	
	L1421		1400x700xh880/900	600x500xh325	51	1,04	<b>1 072,00 EUR</b>
	L1421D		1400x700xh880/900	400x500xh275	53	1,04	<b>981,00 EUR</b>
	L1621D		1600x700xh880/900	400x500xh275	55	1,18	<b>1 003,00 EUR</b>
	L1821D		1800x700xh880/900	500x500xh325	57	1,32	<b>1 092,00 EUR</b>
	L2021D		2000x700xh880/900	600x500xh325	64	1,46	<b>1 156,00 EUR</b>
	L1421S		1400x700xh880/900	400x500xh275	53	1,04	<b>981,00 EUR</b>
	L1621S		1600x700xh880/900	400x500xh275	55	1,18	<b>1 003,00 EUR</b>
	L1821S		1800x700xh880/900	500x500xh325	57	1,32	<b>1 092,00 EUR</b>
	L2021S		2000x700xh880/900	600x500xh325	64	1,46	<b>1 156,00 EUR</b>
	L2021		2000x700xh880/900	500x500xh325	68	1,46	<b>1 175,00 EUR</b>
	L2221*		2200x700xh880/900	600x500xh325	76	1,6	<b>1 429,00 EUR</b>
	L2421*		2400x700xh880/900	600x500xh325	85	1,75	<b>1 464,00 EUR</b>
	L1621VD		1600x700xh880/900	400x500xh275	55	1,18	<b>958,00 EUR</b>
	L1821VD		1800x700xh880/900	500x500xh325	57	1,32	<b>1 047,00 EUR</b>
	L1621VS		1600x700xh880/900	400x500xh275	55	1,18	<b>958,00 EUR</b>
	L1821VS		1800x700xh880/900	500x500xh325	57	1,32	<b>1 047,00 EUR</b>
Version with space for Dishwasher							

\*Version with 6 feet



600

700


**IT Lavelli con base**

- Realizzato in acciaio inox AISI 304/441.
- Piano superiore imbutito e alzata posteriore di 85 mm.
- Fondo esteriore delle vasche ricoperto di un isolante acustico.
- Filtro e scarico.
- Mensola inferiore rinforzata (in opzione).
- Struttura removibile, piedini inox regolabili.

**EN Sinks with base**

- Manufactured in stainless steel AISI 304/441.
- Submerged top and back border of 85 mm.
- Soundproof exterior bottom.
- Outlet valve and tube.
- Strengthened base shelf underneath (in option).
- Removable structure, adjustable stainless steel legs.

**ES Fregaderos con base**

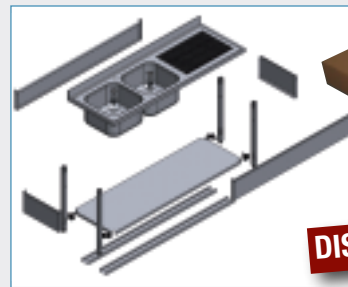
- Realización en acero inox AISI 304/441.
- Plano de trabajo superior embutido y borde de estanquidad trasero 85 mm.
- Fondo exterior de las cubas revestidas de un aislante phonico.
- Franja y tapon de relleno.
- Tableta inferior reforzada (en opción).
- Estructura desmontable, patas en inox regulables.

## ADVANTAGE

**IT** Facilità di montaggio, di trasporto e risparmio di spazio per lo stoccaggio. Ideale per le zone di difficile accesso, forniti pronti per essere assemblati, con una pianta di montaggio.

**EN** Easy assembly, Easy transport and space saving for storage. Ideal for rooms with difficult access, ready for assembly, with assembly plan. Robust.

**ES** Facilidad de montaje, facilidad de transporte y para el almacenamiento. Ideal para los espacios difíciles de acceso, entrega listas para ser ensambladas, con un plan de construcción robusta.


**DISMOUNTABLE**


			mm	tank	kg	m <sup>3</sup>	
	L610/6-KD		600x600xh880/900	400x400xh275	22	0,47	<b>586,00 EUR</b>
	RX06/6-KD	Option : Removable lower shelf					<b>145,00 EUR</b>
	L1210D/6-KD		1200x600xh880/900	500x400xh275	28	0,61	<b>680,00 EUR</b>
	L1210S/6-KD		1200x600xh880/900	500x400xh275	28	0,61	<b>680,00 EUR</b>
	RX12/6-KD	Option : Removable lower shelf					<b>180,00 EUR</b>



			mm	tank	kg	m <sup>3</sup>	
	L710-KD		700x700xh880/900	500x500xh325	23	0,47	<b>636,00 EUR</b>
	RX07-KD	Option : Removable lower shelf					<b>155,00 EUR</b>
	L1410D-KD		1400x700xh880/900	600x500xh325	31	0,65	<b>724,00 EUR</b>
	L1410S-KD		1400x700xh880/900	600x500xh325	31	0,65	<b>724,00 EUR</b>
	RX14-KD	Option : Removable lower shelf					<b>200,00 EUR</b>
	L1620D-KD		1600x700xh880/900	400x500xh275	43	0,74	<b>880,00 EUR</b>
	L1620S-KD		1600x700xh880/900	400x500xh275	43	0,74	<b>880,00 EUR</b>
	RX16-KD	Option : Removable lower shelf					<b>213,00 EUR</b>





### IT Lavelli su armadi

- Realizzato in acciaio inox 18/10 AISI 304/441.
- Piano superiore imbottito e alzatina posteriore di 85 mm.
- Fondo esteriore delle vasche ricoperto di un isolante acustico.
- Flangia e troppo pieno.
- Armadio a porte (doppie parete) scorrevoli o battenti (igiene 100%).
- Piedini regolabili in acciaio inox.

### EN Sinks on cupboards

- Manufactured in stainless steel 18/10 AISI 304/441.
- Submerged top and back border of 85 mm.
- Soundproof exterior bottom.
- Outlet valve and tube, adjustable stainless steel legs.
- Outer bottom of the vats covered with acoustical material.
- Strainer and overflow edge.
- Cupboard with (double wall) sliding or tilting doors (100% hygiene).
- Adjustable stainless steel legs.

### ES Fregaderos su armario

- Realización en acero inox 18/10 AISI 304/441.
- Plano de trabajo superior embutido y borde de estanquidad trasero 85 mm.
- Fondo exterior de las cubas revestidas de un aislante fonico.
- Franja y tapon de relleno, patas en inox regulables.
- Armario a puertas (pared doble) corredizas (igiene el 100 %).
- Pies regulables en acero inox.

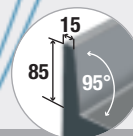
700



page 1164



03



			mm	tank	kg	m <sup>3</sup>	
	L1411D-AS		1400x700xh880/900	600x500xh325	116	0,98	<b>1 292,00 EUR</b>
	L1411S-AS		1400x700xh880/900	600x500xh325	116	0,98	<b>1 292,00 EUR</b>
	L1411VD-AS		1400x700xh880/900	600x500xh325	65	0,98	<b>1 072,00 EUR</b>
	L1411VS-AS		1400x700xh880/900	600x500xh325	65	0,98	<b>1 072,00 EUR</b>
Version with space for Diswasher							
	L1621D-AS		1600x700xh880/900	400x500xh275	121	1,12	<b>1 477,00 EUR</b>
	L1821D-AS		1800x700xh880/900	500x500xh325	142	1,26	<b>1 589,00 EUR</b>
	L2021D-AS		2000x700xh880/900	600x500xh325	155	1,4	<b>1 684,00 EUR</b>
	L1621S-AS		1600x700xh880/900	400x500xh275	121	1,12	<b>1 477,00 EUR</b>
	L1821S-AS		1800x700xh880/900	500x500xh325	142	1,26	<b>1 589,00 EUR</b>
	L2021S-AS		2000x700xh880/900	600x500xh325	155	1,4	<b>1 684,00 EUR</b>
	L1621VD-AS		1600x700xh880/900	400x500xh275	102	1,12	<b>1 357,00 EUR</b>
	L1821VD-AS		1800x700xh880/900	500x500xh325	133	1,26	<b>1 470,00 EUR</b>
	L1621VS-AS		1600x700xh880/900	400x500xh275	102	1,12	<b>1 357,00 EUR</b>
	L1821VS-AS		1800x700xh880/900	500x500xh325	133	1,26	<b>1 470,00 EUR</b>
Version with space for Diswasher							



700


**IT Lavelli per le vaschette, con mensola inferiore**

- Realizzato in acciaio inox AISI 304/441.
- Piano superiore imbottito e alzatina posteriore di 85 mm.
- Fondo esteriore della vasca ricoperto di un isolante acustico.
- Filtro e scarico.
- Struttura saldata, piedini inox regolabili.

**EN Sinks for pans, with shelf underneath**

- Manufactured in stainless steel AISI 304/441.
- Submerged top and back border of 85 mm.
- Soundproof exterior bottom.
- Outlet valve and tube.
- Welded structure, adjustable stainless steel legs.

**ES Fregadero para cacerolas, con tableta inferior**

- Fabricado en acero inoxidable AISI 304/441.
- Plan superior y borde trasero de 85 mm.
- Base externa del tanque cubierto con un aislamiento acústico.
- Colador de desagüe y rebosadero.
- Estructura soldada, cilindros de acero inoxidable ajustables.

page 1164



			mm	tank	kg	m <sup>3</sup>	
	LB1211		1200x700xh880/900	1060x500xh400	63	0,9	<b>1 098,00 EUR</b>
	LB1611		1600x700xh880/900	1360x500xh400	78	1,18	<b>1 634,00 EUR</b>



700


**IT Lavamani combinato su base**

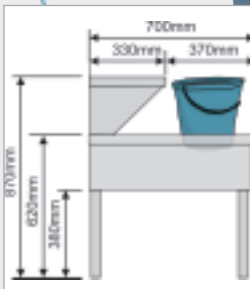
- Tino lavamani 430x280xh130.
- Tino 400x500xh200, con una tavoletta perforata, per posare i secchi.
- 1 rubinetto mescolatore con becco collo di cigno, 2 flange, 2 controflangia, 1 sifone diam. 32 mm.
- 4 piedi smontabili.

**EN Combined handwash on support**

- Handwash tank 430x280xh130.
- Lower tank 400x500xh200, provided with a perforated rack (to put down buckets).
- Delivered with: 1 mixer tap with gooseneck spout, 2 screens, 2 plugs, 1 siphon for draining Ø32 mm.
- 4 removable legs.

**ES Lavamanos combinado sobre soporte**

- Cuba lava manos 430x280xh130.
- Cuba inferior 400x500xh200, prevista de un estante perforado (para de positar los cubos).
- Entregada de serie con: Grifo mezclador cuello de cisne, 2 pantallas, 2 tapones, 1 sifón de drenaje Ø32 mm.
- 4 patas desmontables.



			mm	tanks	kg	m <sup>3</sup>	
	LMC-57		500x700xh620/870	1x 430x280xh130 - 1x 400x500xh200	21	0,247	<b>813,00 EUR</b>



**IT Scaffali “chef”, 2 livelli**

- Realizzato in acciaio inox AISI 441.
- Ripiani rinforzati.
- Struttura saldata, consegnata con fissazioni.

**EN “Chef” shelves, 2 levels**

- Made of AISI 441 stainless steel.
- Reinforced shelves.
- Welded structure delivered with fixings.

**ES Estantes primario, 2 niveles**

- Realización en acero inoxidable AISI 441.
- Estantes reforzados.
- Estructura soldada, entrega con fijaciones.



		mm	kW	V	kg	m <sup>3</sup>	
	R102	1000x300xh700	-	-	15	0,28	<b>332,00 EUR</b>
	R122	1200x300xh700	-	-	16	0,32	<b>349,00 EUR</b>
	R142	1400x300xh700	-	-	18	0,36	<b>367,00 EUR</b>
	R162	1600x300xh700	-	-	20	0,44	<b>384,00 EUR</b>
	R182	1800x300xh700	-	-	22	0,48	<b>402,00 EUR</b>
	R202	2000x300xh700	-	-	24	0,54	<b>419,00 EUR</b>

**IT Scaffali “chef” riscaldanti, 2 livelli**


- Realizzato in acciaio inox AISI 441.
- Ripiani rinforzati.
- Struttura saldata, consegnata con fissazioni.
- Riscaldamento a resistenza elettrica.
- Controllo termostatico.

**EN Heated “Chef” shelves, 2 levels**

- Made of AISI 441 stainless steel.
- Reinforced shelves.
- Welded structure delivered with fixings.
- Heating by electric resistance.
- Thermostat control.

**ES Estantes primario calentante, 2 niveles**


- Realización en acero inoxidable AISI 441.
- Estantes reforzados.
- Estructura soldada, entrega con fijaciones.
- Calentamiento por resistencia eléctrica.
- Control de termostato.



**HOT**



		mm	kW	V	kg	m <sup>3</sup>	
	RC102	1000x300xh700	0,8	230/1N 50-60Hz	5,6	0,21	<b>711,00 EUR</b>
	RC142	1400x300xh700	1,25	230/1N 50-60Hz	11	0,30	<b>808,00 EUR</b>
	RC162	1600x300xh700	1,6	230/1N 50-60Hz	13,5	0,34	<b>826,00 EUR</b>
	RC202	2000x300xh700	2	230/1N 50-60Hz	16	0,42	<b>882,00 EUR</b>



page 1177



Ⓜ **Mensole a parete**

- Realizzato in acciaio inox AISI 441.

Ⓔ **Wall shelves**

- Made of AISI 441 stainless steel.

Ⓔ **Estantes murales**

- Realización en acero inoxidable AISI 441.

		mm	kW	V	kg	m <sup>3</sup>	
	P103	1000x300	-	-	4	0,05	<b>125,00 EUR</b>
	P123	1200x300	-	-	5	0,06	<b>131,00 EUR</b>
	P143	1400x300	-	-	6	0,07	<b>148,00 EUR</b>
	P163	1600x300	-	-	7	0,07	<b>153,00 EUR</b>
	P183	1800x300	-	-	8	0,08	<b>160,00 EUR</b>
	P203	2000x300	-	-	10	0,08	<b>165,00 EUR</b>

		mm	kW	V	kg	m <sup>3</sup>	
	P104	1000x400	-	-	7	0,05	<b>131,00 EUR</b>
	P124	1200x400	-	-	8	0,06	<b>160,00 EUR</b>
	P144	1400x400	-	-	9	0,07	<b>160,00 EUR</b>
	P164	1600x400	-	-	11	0,07	<b>169,00 EUR</b>
	P184	1800x400	-	-	13	0,08	<b>174,00 EUR</b>
	P204	2000x400	-	-	15	0,08	<b>181,00 EUR</b>

		mm	kW	V	kg	m <sup>3</sup>	
	G103	1000x300	-	-	4	0,05	<b>198,00 EUR</b>
	G123	1200x300	-	-	5	0,06	<b>207,00 EUR</b>
	G143	1400x300	-	-	6	0,07	<b>223,00 EUR</b>
	G163	1600x300	-	-	7	0,07	<b>232,00 EUR</b>
	G183	1800x300	-	-	8	0,08	<b>241,00 EUR</b>
	G203	2000x300	-	-	10	0,08	<b>248,00 EUR</b>





**M301-S** **24,00 EUR**

mm : x300xh220

- Ⓣ Mensola fissa per scaffali 300 mm
- Ⓤ Fixed console for shelves 300 mm
- Ⓝ Consola fija para estantes 300 mm

**FOR: P...3**

---




**M401-S** **25,00 EUR**

mm : x400xh220

- Ⓣ Mensola fissa per scaffali 400 mm.
- Ⓤ Fixed console for shelves 400 mm
- Ⓝ Consola fija para estantes 400 mm

**FOR: P...4**




**M311-S** **26,00 EUR**

mm : x300xh220

- Ⓣ Mensola fissa per scaffali openwork 300 mm
- Ⓤ Fixed console for shelves with grids 300 mm
- Ⓝ Consola fija para estantes calados 300 mm

**FOR: G...3**




**A31** **13,00 EUR**

330

- Ⓣ Cremagliera a parete 300 mm, per mensole
- Ⓤ Wall trims 300 mm, for consoles
- Ⓝ Cremallera mural 300 mm, para consolas

**ONLY: M300 - M400**



**A62** **17,00 EUR**

660

- Ⓣ Cremagliera a parete 600 mm, per mensole
- Ⓤ Wall tris 600 mm, for consoles
- Ⓝ Cremallera mural 600 mm, para consolas

**ONLY: M300 - M400**




**A93** **20,00 EUR**

990

- Ⓣ Cremagliera a parete 900 mm, per mensole
- Ⓤ Wall trim 900 mm, for consoles
- Ⓝ Cremallera mural 900 mm, para consolas

**ONLY: M300 - M400**




**M300** **15,00 EUR**

mm : x300xh

- Ⓣ Mensola a muro regolabile 300 mm
- Ⓤ Adjustable wall console 300 mm
- Ⓝ Consola regulable 300 mm

**FOR: P...3**



**M400** **19,00 EUR**

mm : x400xh

- Ⓣ Mensola a muro regolabile 400 mm
- Ⓤ Adjustable wall console 400 mm
- Ⓝ Consola regulable 400 mm

**FOR: P...4**



**Ⓣ Scaffali, 4 livelli**


- Realizzato in acciaio inox AISI 441.
- Ripiani rinforzati.
- Struttura saldata.
- Cilindri regolabili.

**Ⓤ Storage shelves, 4 levels**

- Made of AISI 441 stainless steel.
- Reinforced shelves.
- Welded structure.
- Adjustable cylinders.

**Ⓝ Estanterías de acomodación, 4 niveles**

- Realización en acero inoxidable AISI 441.
- Estantes reforzados.
- Estructura soldada.
- Cilindros ajustables.

		mm	kW	V	kg	m <sup>3</sup>	
	SR1244	1200x400xh1800	-	-	41	1,1	<b>688,00 EUR</b>
	SR1644	1600x400xh1800	-	-	54	1,38	<b>890,00 EUR</b>
	SR2044	2000x400xh1800	-	-	66	1,7	<b>992,00 EUR</b>

# Marketing **Strategy**



**Diamond**  
E U R O P E S.A.  
N.V.  
SINCE 1985



**Ⓣ Scaffalatura lineare 385mm-GN2/3 (h1750mm)**

- Montaggio facile, veloce e senza attrezzi.
- Scaffale inossidabile con profilo in alluminio anodizzato e mensole rimovibile perforate in polipropilene.
- Molto robusta, fino a 150 kg per livello.
- Mensola in plastica iniettata sotto pressione e in conformità alle norme alimentari.
- Per un'igiene perfetta le mensole sono previste per il lavastoviglie.
- Supporto con fori per aggiustare o aggiungere un livello.
- 2 profondità standard 385 mm (GN 2/3) e 555 mm (GN 1/1).
- Larghezza possibile in 1 pezzo di 715 mm fino a 1705 mm.
- Altezza standard di 1750 mm.
- Piedini regolabili.

**Ⓧ Linear racks 385mm-GN2/3 (h1750mm)**

- Easy and quick installation, without tools.
- Stainless steel rack with profile in anodised aluminium and removable and replaceable boards in polypropylene.
- Very steady, until 150 kg per level.
- Plastic tablet injected under pressure and following the hygiene norms.
- For a better hygiene the boards can be put in the dishwasher.
- Support with holes to regulate or add boards.
- 2 standard depths 385 mm (GN 2/3) and 555 mm (GN 1/1).
- Width possible in one piece from 715 mm to 1705 mm.
- Standard height of 1750 mm.
- Adjustable feet.

**Ⓧ Estantería lineal 385mm-GN2/3 (h1750mm)**

- Montaje fácil, pronto y sin herramienta.
- Estante inoxidable con perfil de aluminio anodizado y cajas amovibles calada de polipropilene.
- Muy grande robustez, hasta 150 kg para nivel.
- Estante de plástico inyectada bajo de presión y conforme a las normas alimentarias.
- Para un máximo de higiene las tablas son previstas para las lava vasillas.
- Soporte con hueco cada 150 mm para poder regular o poner a nivel.
- 2 profundidad standard 385 mm (GN 2/3) y 555 mm (GN 1/1).
- Tamaño posible cada pieza desde 715 mm hasta 1705 mm.
- Altura standard de 1750 mm.
- Patas regulables.


**Modular Rack**  
by Diamond



- ① Scaffalatura lineare in alluminio 4 livelli "Modular Rack"  
 ② Linear rack in aluminium 4 levels "Modular Rack"  
 ③ Estantería lineal de aluminio 4 niveles "Modular Rack"



- ④ Scaffalatura d'angolo in alluminio 4 livelli "Modular Rack"  
 ⑤ Corner rack in aluminium 4 levels "Modular Rack"  
 ⑥ Estantería angular de aluminio 4 niveles "Modular Rack"



	mm	composition	S*	L**	
RLA/074-4/EF	790	700	2	4	<b>397,00 EUR</b>
RLA/084-4/EF	890	800	2	4	<b>418,00 EUR</b>
RLA/094-4/EF	990	900	2	4	<b>435,00 EUR</b>
RLA/104-4/EF	1090	1000	2	4	<b>449,00 EUR</b>
RLA/114-4/EF	1190	1100	2	4	<b>467,00 EUR</b>
RLA/124-4/EF	1290	1200	2	4	<b>490,00 EUR</b>
RLA/134-4/EF	1390	1300	2	4	<b>521,00 EUR</b>
RLA/144-4/EF	1490	1400	2	4	<b>537,00 EUR</b>
RLA/154-4/EF	1590	1500	2	4	<b>561,00 EUR</b>
RLA/164-4/EF	1690	1600	2	4	<b>593,00 EUR</b>
RLA/184-4/EF	1835	900 + 800	3	4	<b>755,00 EUR</b>
RLA/204-4/EF	2035	1000 + 900	3	4	<b>786,00 EUR</b>
RLA/224-4/EF	2235	1100 + 1000	3	4	<b>818,00 EUR</b>
RLA/244-4/EF	2435	1200 + 1100	3	4	<b>859,00 EUR</b>
RLA/264-4/EF	2635	1300 + 1200	3	4	<b>913,00 EUR</b>
RLA/284-4/EF	2835	1400 + 1300	3	4	<b>960,00 EUR</b>
RLA/304-4/EF	3035	1500 + 1400	3	4	<b>1 000,00 EUR</b>
RLA/324-4/EF	3235	1600 + 1500	3	4	<b>1 056,00 EUR</b>
RLA/344-4/EF	3480	1100 + 1100 + 1100	4	4	<b>1 204,00 EUR</b>
RLA/364-4/EF	3680	1200 + 1200 + 1100	4	4	<b>1 251,00 EUR</b>
RLA/384-4/EF	3880	1300 + 1200 + 1200	4	4	<b>1 305,00 EUR</b>
RLA/404-4/EF	4080	1300 + 1300 + 1300	4	4	<b>1 366,00 EUR</b>
RLA/424-4/EF	4280	1400 + 1400 + 1300	4	4	<b>1 399,00 EUR</b>
RLA/444-4/EF	4480	1500 + 1400 + 1400	4	4	<b>1 439,00 EUR</b>
RLA/464-4/EF	4680	1500 + 1500 + 1500	4	4	<b>1 486,00 EUR</b>
RLA/484-4/EF	4880	1600 + 1600 + 1500	4	4	<b>1 551,00 EUR</b>

Depth 400 mm, height 1750 mm.

- \* = Numbers of uprights  
 \*\* = Numbers of levels

	mm	composition	S*	L**	
RAA/074-4/EF	745	700	1	4	<b>374,00 EUR</b>
RAA/084-4/EF	845	800	1	4	<b>395,00 EUR</b>
RAA/094-4/EF	945	900	1	4	<b>413,00 EUR</b>
RAA/104-4/EF	1045	1000	1	4	<b>426,00 EUR</b>
RAA/114-4/EF	1145	1100	1	4	<b>444,00 EUR</b>
RAA/124-4/EF	1245	1200	1	4	<b>468,00 EUR</b>
RAA/134-4/EF	1345	1300	1	4	<b>498,00 EUR</b>
RAA/144-4/EF	1445	1400	1	4	<b>515,00 EUR</b>
RAA/154-4/EF	1545	1500	1	4	<b>538,00 EUR</b>
RAA/164-4/EF	1645	1600	1	4	<b>571,00 EUR</b>
RAA/184-4/EF	1790	900 + 800	2	4	<b>732,00 EUR</b>
RAA/204-4/EF	1990	1000 + 900	2	4	<b>764,00 EUR</b>
RAA/224-4/EF	2190	1100 + 1000	2	4	<b>795,00 EUR</b>
RAA/244-4/EF	2390	1200 + 1100	2	4	<b>836,00 EUR</b>
RAA/264-4/EF	2590	1300 + 1200	2	4	<b>890,00 EUR</b>
RAA/284-4/EF	2790	1400 + 1300	2	4	<b>937,00 EUR</b>
RAA/304-4/EF	2990	1500 + 1400	2	4	<b>977,00 EUR</b>
RAA/324-4/EF	3190	1600 + 1500	2	4	<b>1 033,00 EUR</b>
RAA/344-4/EF	3435	1100 + 1100 + 1100	3	4	<b>1 181,00 EUR</b>
RAA/364-4/EF	3635	1200 + 1200 + 1100	3	4	<b>1 228,00 EUR</b>
RAA/384-4/EF	3835	1300 + 1200 + 1200	3	4	<b>1 282,00 EUR</b>
RAA/404-4/EF	4035	1300 + 1300 + 1300	3	4	<b>1 344,00 EUR</b>
RAA/424-4/EF	4235	1400 + 1400 + 1300	3	4	<b>1 376,00 EUR</b>
RAA/444-4/EF	4435	1500 + 1400 + 1400	3	4	<b>1 416,00 EUR</b>
RAA/464-4/EF	4635	1500 + 1500 + 1500	3	4	<b>1 463,00 EUR</b>
RAA/484-4/EF	4835	1600 + 1600 + 1500	3	4	<b>1 528,00 EUR</b>

Depth 400 mm, height 1750 mm.





Ⓣ Scaffalatura lineare in alluminio GN 4 livelli "Modular Rack"

Ⓣ Linear rack in aluminium GN 4 levels "Modular Rack"


Ⓣ Estantería lineal de aluminio GN 4 niveles "Modular Rack"



Ⓣ Scaffalatura d'angolo in alluminio GN 4 livelli "Modular Rack"

Ⓣ Corner rack in aluminium GN 4 levels "Modular Rack"

Ⓣ Estantería angular de aluminio GN 4 niveles "Modular Rack"



	mm	composition	S*	L**	
RLA/075-4/EF	790	700	2	4	<b>421,00 EUR</b>
RLA/085-4/EF	890	800	2	4	<b>439,00 EUR</b>
RLA/095-4/EF	990	900	2	4	<b>461,00 EUR</b>
RLA/105-4/EF	1090	1000	2	4	<b>490,00 EUR</b>
RLA/115-4/EF	1190	1100	2	4	<b>516,00 EUR</b>
RLA/125-4/EF	1290	1200	2	4	<b>544,00 EUR</b>
RLA/135-4/EF	1390	1300	2	4	<b>554,00 EUR</b>
RLA/145-4/EF	1490	1400	2	4	<b>591,00 EUR</b>
RLA/155-4/EF	1590	1500	2	4	<b>612,00 EUR</b>
RLA/165-4/EF	1690	1600	2	4	<b>639,00 EUR</b>
RLA/185-4/EF	1835	900 + 800	3	4	<b>798,00 EUR</b>
RLA/205-4/EF	2035	1000 + 900	3	4	<b>850,00 EUR</b>
RLA/225-4/EF	2235	1100 + 1000	3	4	<b>905,00 EUR</b>
RLA/245-4/EF	2435	1200 + 1100	3	4	<b>958,00 EUR</b>
RLA/265-4/EF	2635	1300 + 1200	3	4	<b>997,00 EUR</b>
RLA/285-4/EF	2835	1400 + 1300	3	4	<b>1 044,00 EUR</b>
RLA/305-4/EF	3035	1500 + 1400	3	4	<b>1 102,00 EUR</b>
RLA/325-4/EF	3235	1600 + 1500	3	4	<b>1 150,00 EUR</b>
RLA/345-4/EF	3480	1100 + 1100 + 1100	4	4	<b>1 345,00 EUR</b>
RLA/365-4/EF	3680	1200 + 1200 + 1100	4	4	<b>1 400,00 EUR</b>
RLA/385-4/EF	3880	1300 + 1200 + 1200	4	4	<b>1 439,00 EUR</b>
RLA/405-4/EF	4080	1300 + 1300 + 1300	4	4	<b>1 461,00 EUR</b>
RLA/425-4/EF	4280	1400 + 1400 + 1300	4	4	<b>1 534,00 EUR</b>
RLA/445-4/EF	4480	1500 + 1400 + 1400	4	4	<b>1 592,00 EUR</b>
RLA/465-4/EF	4680	1500 + 1500 + 1500	4	4	<b>1 635,00 EUR</b>
RLA/485-4/EF	4880	1600 + 1600 + 1500	4	4	<b>1 688,00 EUR</b>

Depth 500 mm, height 1750 mm.

\* = Numbers of uprights

\*\* = Numbers of levels

	mm	composition	S*	L**	
RAA/075-4/EF	745	700	1	4	<b>395,00 EUR</b>
RAA/085-4/EF	845	800	1	4	<b>413,00 EUR</b>
RAA/095-4/EF	945	900	1	4	<b>435,00 EUR</b>
RAA/105-4/EF	1045	1000	1	4	<b>464,00 EUR</b>
RAA/115-4/EF	1145	1100	1	4	<b>490,00 EUR</b>
RAA/125-4/EF	1245	1200	1	4	<b>518,00 EUR</b>
RAA/135-4/EF	1345	1300	1	4	<b>529,00 EUR</b>
RAA/145-4/EF	1445	1400	1	4	<b>565,00 EUR</b>
RAA/155-4/EF	1545	1500	1	4	<b>587,00 EUR</b>
RAA/165-4/EF	1645	1600	1	4	<b>613,00 EUR</b>
RAA/185-4/EF	1790	900 + 800	2	4	<b>772,00 EUR</b>
RAA/205-4/EF	1990	1000 + 900	2	4	<b>824,00 EUR</b>
RAA/225-4/EF	2190	1100 + 1000	2	4	<b>879,00 EUR</b>
RAA/245-4/EF	2390	1200 + 1100	2	4	<b>932,00 EUR</b>
RAA/265-4/EF	2590	1300 + 1200	2	4	<b>971,00 EUR</b>
RAA/285-4/EF	2790	1400 + 1300	2	4	<b>1 018,00 EUR</b>
RAA/305-4/EF	2990	1500 + 1400	2	4	<b>1 077,00 EUR</b>
RAA/325-4/EF	3190	1600 + 1500	2	4	<b>1 124,00 EUR</b>
RAA/345-4/EF	3435	1100 + 1100 + 1100	3	4	<b>1 345,00 EUR</b>
RAA/365-4/EF	3635	1200 + 1200 + 1100	3	4	<b>1 374,00 EUR</b>
RAA/385-4/EF	3835	1300 + 1200 + 1200	3	4	<b>1 413,00 EUR</b>
RAA/405-4/EF	4035	1300 + 1300 + 1300	3	4	<b>1 435,00 EUR</b>
RAA/425-4/EF	4235	1400 + 1400 + 1300	3	4	<b>1 376,00 EUR</b>
RAA/445-4/EF	4435	1500 + 1400 + 1400	3	4	<b>1 566,00 EUR</b>
RAA/465-4/EF	4635	1500 + 1500 + 1500	3	4	<b>1 609,00 EUR</b>
RAA/485-4/EF	4835	1600 + 1600 + 1500	3	4	<b>1 662,00 EUR</b>

Depth 500 mm, height 1750mm.



- ① Escala 400 4 livelli "Modular Rack"
- ② Ladder 400 4 levels "Modular Rack"
- ③ Scala 400 4 niveles "Modular Rack"




mm		
EC/1744/EF	400x45xh1750	<b>98,00 EUR</b>

mm		
EC/1754/EF	500x45xh1750	<b>101,00 EUR</b>



- ① Ganci per ripiani TC "Modular Rack"
- ② Mounting hook for tablets TC "Modular Rack"
- ③ Ganchos para tabletas TC "Modular Rack"

mm		
CR/TC/EF	Ø16	<b>9,00 EUR</b>



- ① Mensole modulare "Modular rack"
- ② Flexible shelves "Modular rack"
- ③ Estantes modular "Modular rack"

mm		
TC/704/EF	700x400	<b>50,00 EUR</b>
TC/804/EF	800x400	<b>55,00 EUR</b>
TC/904/EF	900x400	<b>60,00 EUR</b>
TC/1004/EF	1000x400	<b>63,00 EUR</b>
TC/1104/EF	1100x400	<b>68,00 EUR</b>
TC/1204/EF	1200x400	<b>73,00 EUR</b>
TC/1304/EF	1300x400	<b>81,00 EUR</b>
TC/1404/EF	1400x400	<b>85,00 EUR</b>
TC/1504/EF	1500x400	<b>91,00 EUR</b>
TC/1604/EF	1600x400	<b>99,00 EUR</b>

mm		
TC/705/EF	700x500	<b>55,00 EUR</b>
TC/804/EF	800x500	<b>59,00 EUR</b>
TC/904/EF	900x500	<b>65,00 EUR</b>
TC/1004/EF	1000x500	<b>72,00 EUR</b>
TC/1104/EF	1100x500	<b>78,00 EUR</b>
TC/1204/EF	1200x500	<b>85,00 EUR</b>
TC/1304/EF	1300x500	<b>88,00 EUR</b>
TC/1404/EF	1400x500	<b>91,00 EUR</b>
TC/1504/EF	1500x500	<b>102,00 EUR</b>
TC/1604/EF	1600x500	<b>109,00 EUR</b>



### LM-ECO

250,00 EUR

mm : 400x320xh

**IT Lavamani murale**

- Realizzato in acciaio inox AISI 304.
- Acqua fredda.
- Comando a ginocchio con rubinetto.

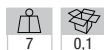


**EN Wall hand sink**

- Manufactured in stainless steel AISI 304.
- Cold water.
- Knee control with gooseneck tap.

**ES Lavamanos mural**

- Realización de acero inox. AISI 304.
- Agua fría.
- Mando postigo con grifo cuello de cisne.



### LM3-DSS

288,00 EUR

mm : 330x330xh500

**IT Lavamani murale con distributore di sapone 500ml**

- Realizzato in acciaio inox AISI 304.
- Schienale scamotabile.
- Acqua fredda.
- Comando a ginocchio con rubinetto a collo di cigno, temporizzatore 15".



**EN Wall hand sink with soap dispenser 500ml**

- Manufactured in stainless steel AISI 304.
- Retractable splashplate.
- Cold water.
- Knee control with gooseneck tap, 15" timer.

**ES Lavamanos mural con distribuidor de jabón 500ml**

- Realización de acero inox. AISI 304.
- Borde desmontable.
- Agua fría.
- Mando por postigo frontal con grifo cuello de cisne con temporizador 15".

SOAP DISTRIBUTOR



### LM4-LSD

322,00 EUR

mm : 400x340xh560

**IT Lavamani murale con distributore di sapone 500 ml**

- Realizzato in acciaio inox AISI 304.
- Schienale monoblocco imbottito.
- Miscelatore acqua calda e fredda.
- Comando a ginocchio con rubinetto a collo di cigno, temporizzatore 15".



**EN Wall hand sink with soap dispenser 500 ml**

- Manufactured in stainless steel AISI 304.
- Monobloc stamped splash back.
- Cold and warm water faucet.
- Knee control with gooseneck tap, 15" timer.

**ES Lava manos mural con distribuidor de jabón 500 ml**

- Realización de acero inox. AISI 304.
- Borde mono bloque aislado.
- Mezclador de agua caliente y fría.
- Mando por postigo frontal con temporizador 15". Con grifo cuello de cisne.

SOAP DISTRIBUTOR



## CW2001-S

114,<sup>00</sup> EUR

mm : 300x300xh305

**IT Rubinetto miscelante (uscita MONO)**

- Flusso : 26 litri/minuto.
- Collo di cigno Ø 20 mm.
- Uscita mono-foro 3/4" (Ø 29 mm).


**EN Faucet mixer, (exit MONO)**

- Flow : 26 liters/minute.
- Gooseneck tap Ø 20 mm.
- Output one hole 3/4" (Ø 29 mm).

**ES Grifo mezclador (salida MONO)**

- Caudal : 26 litros/minuto.
- Grifo cuello de cisne Ø 20 mm.
- Salida sobre un empalme 3/4" (Ø 29 mm).



## CW7001-HD

276,<sup>00</sup> EUR

mm : 300x300xh150

**IT Rubinetto miscelatore "grande flusso" HEAVY DUTY(uscita MONO)**

- Portata 60 litres/minute.
- Collo d'oca Ø 20 mm.
- Uscita a foro singolo 3/4" (Ø 29 mm).


**EN Faucet mixer "big flow" "Heavy-Duty" (exit MONO)**

- Flow rate 60 litres/minute.
- Gooseneck Ø 20 mm.
- Single hole outle 3/4" (Ø 29 mm).

**ES Grifo mezclador "grande flujo" HEAVY DUTY (salida MONO)**

- Caudal 60 litres/minute.
- Cuello de cisne Ø 20 mm.
- Salida de un orificio 3/4" (Ø 29 mm).



## CW2002-S

107,<sup>00</sup> EUR

mm : 240x240xh135

**IT Rubinetto miscelatore "leva a gomito" (uscita MONO)**

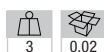
- Miscelatore ceramico, grande flusso.
- Flusso : 30 litri/minuto.
- Collo di cigno Ø 20 mm.
- Uscita mono-foro (Ø 35 mm).


**EN Faucet mixer "elbow control" (exit MONO)**

- Ceramic mixing valve, great flow.
- Flow : 30 liters/minute.
- Gooseneck tap Ø 20 mm.
- Output one hole (Ø 35 mm).

**ES Grifo mezclador "mando de codo" (salida MONO)**

- Grifo mezclador de cerámica, alta circulación.
- Caudal : 30 litros/minuto.
- Grifo cuello de cisne Ø 20 mm.
- Salida sobre un empalme (Ø 35 mm).



### CW3003-S

403,<sup>00</sup> EUR

mm : 250x250xh365

**IT Rubinetto miscelatore, monocomando "Grande portata" (Uscita MONO)**

- Miscelatore ceramico, a grossa portata: 40 litri/minuto.
- Collo di cigno Ø 25 mm.
- Uscita mono-foro 3/4" (Ø 29 mm).



**EN Faucet mixer, mono command "big flow" (exit MONO)**

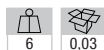
- Mixer with big flow : 40 liters/min.
- Gooseneck tap Ø 25 mm.
- Output one hole 3/4" (Ø 29 mm).

**ES Grifo mezclador, monomando "Gran caudal" (Salida MONO)**

- Mezclador con gran caudal : 40 litros/minuto.
- Grifo cuello de cisne Ø 25 mm.
- Salida sobre un empalme 3/4" (Ø 29 mm).



**HEAVY DUTY**



### CW7004-HD

614,<sup>00</sup> EUR

mm : 300x300xh570

**IT Colonna con rubinetto miscelatore "grande flusso" "Heavy-Duty" (uscita MONO)**

- Collo d'oca Ø 25 mm.
- Uscita a foro singolo 1" 1/2 (Ø 50 mm).
- Grande portata in uscita: 80 litri/minuto.
- Collocato su una colonna in acciaio inox da 300 mm.




**EN Pedestal with faucet mixer "big flow" "Heavy-Duty" (exit MONO)**

- Gooseneck Ø 25 mm.
- Single hole outlet 1" 1/2 (Ø 50 mm).
- Large output flow rate: 80 litres/minute.
- Placed on a 300 mm stainless steel column.

**ES Columna con grifo mezclador "gran caudal" "Heavy-Duty" (salida MONO)**

- Cuello de cisne Ø 25 mm.
- Salida de un orificio 1" 1/2 (Ø 50 mm).
- Gran caudal de salida: 80 litros/minuto.
- Colocado sobre una columna de acero inoxidable de 300 mm.



### CW5001-S

365,<sup>00</sup> EUR

mm : 250x250xh1250

**IT Rubinetto miscelatore, monocomando e doccetta estraibile (Uscita MONO)**

- Miscelatore ceramico, a grossa portata: 30 litri/minuto.
- Collo di cigno Ø 20 mm.
- Doccetta lunghezza 1000 mm, con fissaggio murale.
- Portata doccetta 10 litri/minuto.
- Uscita mono 3/4" (Ø 35 mm).

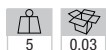


**EN Faucet mixer and removable nozzle, mono command and pull out spray (MONO exit)**

- Mixer with big flow : 30 liters/min.
- Swan neck tap Ø 20 mm.
- Sprinkler length 1000 mm, wall attachment.
- Faucet flow 10 liters/min.
- Output one hole attachment (Ø 35 mm).

**ES Grifo mezclador, monomando y duchita extraible (Salida MONO)**

- Mezclador con gran caudal : 30 litros/minuto.
- Grifo cuello de cisne Ø 20 mm.
- Doucha largo 1000 mm, aditamento para muro.
- Caudal de la doucha 10 litros/minuut.
- Salida sobre un empalme (Ø 35 mm).



### CW8002-S

**297,00 EUR**

mm : 350x350xh1100

**IT Doccetta con gruppo miscelatore (Uscita MONO)**

- Erogazione mono-foro 3/4" (Ø 29 mm).
- Fissaggio murale 115 mm.
- Flessibile 1200 mm di lunghezza.
- Portata della doccetta 16 litri/minuto.


**EN Nozzle with faucet mixer (exit MONO)**

- Made of chromium steel.
- Output one hole 3/4" (Ø 29 mm).
- Wall attachment 115 mm.
- Flexible 1200 mm length.
- Flow of the nozzle 16 liters/minute.

**ES Ducha con grupo mezclador (salida MONO)**

- Salida sobre un empalme 3/4" (Ø 29 mm).
- Aditamento para muro 115 mm.
- Flexible 1200 mm de largo.
- Caudal de la ducha 16 litros/minuto.



### CW8003-S

**409,00 EUR**

mm : 350x350xh1100

**IT Doccetta e rubinetto con gruppo miscelatore (Uscita MONO)**

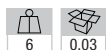
- Rubinetto, portata: 18 litri/minuto.
- Erogazione mono-foro 3/4" (Ø 29 mm).
- Fissaggio murale 115 mm. Flessibile 1050 mm di lunghezza.
- Portata della doccetta 16 litri/minuto.


**EN Nozzle and faucet with mixer (exit MONO)**

- Tap, flow: 18 liters/min.
- Output one hole 3/4" (Ø 29 mm).
- Wall attachment 115 mm. Flexible 1050-mm length.
- Flow of the nozzle 16 liters/min.

**ES Ducha y grifo con grupo mezclador (salida MONO)**

- Tap, flow: 18 liters/min.
- Output one hole 3/4" (Ø 29 mm).
- Wall attachment 115 mm. Flexible 1050 mm length.
- Flow of the nozzle 16 liters/min.



### CW3007-S

**599,00 EUR**

mm : 400x400xh1140

**IT Doccetta e rubinetto con miscelatore, "Grande portata"**

- Miscelatore ceramico, a grande portata: 35 litri/minuto.
- Uscita mono-foro 3/4" (Ø 29 mm).
- Fissaggio murale 115 mm.
- Flessibile 1200 mm di lunghezza.
- Portata doccetta 16 litri/minuto.


**EN Nozzle and faucet with mixer, "Big flow"**

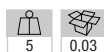
- Ceramic mixer with big flow: 35 liters/min.
- Output one hole 3/4" (Ø 29 mm).
- Wall attachment 115 mm.
- Flexible 1200-mm length.
- Flow of the nozzle 16 liters/min.

**ES Duchita y grifo con mezclador, "Gran caudal"**

- Mezclador con gran caudal: 35 litros/minuto.
- Salida sobre un empalme 3/4" (Ø 29 mm).
- Adeguamento en pared de 115 mm.
- Flexible 1200 mm de largo.
- Caudal de la ducha 16 litros/minuto.



**HEAVY DUTY**



### CW7002-HE

462,00 EUR

mm : 400x400xh1050

**㊦ Doccetta con gruppo miscelatore, "Heavy-Duty" (Uscita MONO)**

- Portata (pressione 3 bar) doccetta 16 litri/minuto.
- Valvola di non ritorno di serie (norma EN 1717 Belgaqua.)
- Supporto a parete 150 mm
- Tubo flessibile doccia da 1200 mm (standard DVGW).
- Uscita a foro singolo Ø min.27/max.35, lunghezza filetto 80 mm, tubi flessibili G 1/2 femmina
- Pressione massima 6,5 bar e temperatura massima 65°C bar.



**㊦ Nozzle with faucet mixer, "Heavy-Duty" (exit MONO)**

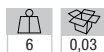
- Flow rate (pressure 3 bar) hand shower 16 litres/minute.
- Non-return valve as standard (standard EN 1717 Belgaqua.)
- Wall bracket 150 mm
- 1200 mm hand shower hose (DVGW standards).
- Single hole outlet Ø min.27/max.35, thread length 80 mm, hoses G 1/2 female
- Maximum pressure 6.5 bar and maximum temperature 65°C bar.

**㊦ Ducha con grupo mezclador, "Heavy-Duty" (salida MONO)**

- Caudal (presión 3 bar) teleducha 16 litros/minuto.
- Válvula antirretorno de serie (norma EN 1717 Belgaqua.)
- Soporte de pared 150 mm
- Manguera de ducha manual de 1200 mm (normas DVGW).
- Salida de un orificio Ø mín.27/ máx.35, longitud de rosca 80 mm, mangueras G 1/2 hembra
- Presión máxima 6,5 bar y temperatura máxima 65°C bar.



**HEAVY DUTY**



### CW7003-HE

602,00 EUR

mm : 400x400xh1050

**㊦ Doccetta e rubinetto con gruppo miscelatore, "Heavy-Duty" (Uscita MONO)**

- Portata (pressione 3 bar) rubinetto 45 litri/minuto, doccetta 16 litri/minuto.
- Valvola di non ritorno di serie (norma EN 1717 Belgaqua.)
- Supporto a parete 150 mm
- Collo d'oca Ø 25 mm (L.250mm).
- Tubo doccia 1050 mm (standard DVGW).
- Uscita a foro singolo Ø min.27/max.35, lunghezza filetto 80 mm, tubi flessibili G 1/2 femmina
- Pressione massima 6,5 bar e temperatura massima 65°C bar.



**㊦ Nozzle and faucet with mixer, "Heavy-Duty" (exit MONO)**

- Flow rate (pressure 3 bar) tap 45 litres/minute, hand shower 16 litres/minute.
- Non-return valve as standard (standard EN 1717 Belgaqua.)
- Wall bracket 150 mm
- Gooseneck Ø 25 mm (L.250mm).
- Hand shower hose 1050 mm (DVGW standards).
- Single hole outlet Ø min.27/max.35, thread length 80 mm, hoses G 1/2 female
- Maximum pressure 6.5 bar and maximum temperature 65°C bar.

**㊦ Ducha y grifo con grupo mezclador, "Heavy-Duty" (salida MONO)**

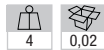
- Caudal (presión 3 bar) grifo 45 litros/minuto, teleducha 16 litros/minuto.
- Válvula antirretorno de serie (norma EN 1717 Belgaqua.)
- Soporte de pared 150 mm
- Cuello de cisne Ø 25 mm (L.250mm).
- Manguera de ducha manual de 1050 mm (normas DVGW).
- Salida de un orificio Ø mín.27/ máx.35, longitud de rosca 80 mm, mangueras G 1/2 hembra
- Presión máxima 6,5 bar y temperatura máxima 65°C bar.



**NO WALL  
BRACKET**



**360° SWIVEL**



4

0,02

## CW4086/M

**533,00 EUR**

mm : 200x200xh600

### Ⓣ Doccia in acciaio inox e rubinetto monocomando con gruppo miscelatore (uscita MONO)

- Miscelatore ceramico, a grande portata: 35 litri/minuto.
- Uscita mono-foro 3/4" (Ø 29 mm).
- Fissaggio murale 115 mm.
- Flessibile 1200 mm di lunghezza.
- Portata doccia 16 litri/minuto.



### Ⓝ Nozzle stainless steel and faucet with mixer mono command (exit MONO)

- Ceramic mixer with big flow: 35 liters/min.
- Output one hole 3/4" (Ø 29 mm).
- Wall attachment 115 mm.
- Flexible 1200-mm length.
- Flow of the nozzle 16 liters/min.

### Ⓞ Ducha de acero inoxidable y el grifo con el grupo mezclador monomando (MONO)

- Mezclador con gran caudal: 35 litros/minuto.
- Salida sobre un empalme 3/4" (Ø 29 mm).
- Adeguamento en pared de 115 mm.
- Flexible 1200 mm de largo.
- Caudal de la ducha 16 litros/minuto.



**NO WALL  
BRACKET**



**360° SWIVEL**



**HEAVY  
DUTY**



5

0,02

## CW4088/HD

**576,00 EUR**

mm : 280x280xh800

### Ⓣ Doccia in acciaio inox e rubinetto con gruppo miscelatore "Heavy-Duty" (Uscita MONO)

- Portata (pressione a 3 bar) rubinetto di 8 litri / minuto, doccia 12 litri / minuto.
- Valvole anti ritorno di serie (norme EN 1717 Belgaqua.)
- Flessibile doccia 82 millimetri (norme DVGW).
- Presa monoforo Ø Min.27 / max.35, lunghezza filetto 50 mm, flessibile G 3/8 femmina
- Pressione massima di 10 bar (consigliata 1-6 bar) e massima temperatura 90 ° C (consigliata 90 ° C).



### Ⓝ Nozzle stainless steel and faucet with mixer "Heavy-Duty" (exit MONO)

- Flow rate (pressure 3 bar) faucet 8 liters/minute, nozzle 12 liters/minute.
- Standard anti-reflux valve (norme EN 1717 Belgaqua.)
- Flexible nozzle 82 mm (norme DVGW).
- Output one hole Ø min.27/max.35, threading length 50 mm, flexible G 3/8 female.
- Maximum pressure 10 bar (recommended 1-6 bar) and maximum temperature 90°C bar (recommended 90°C).

### Ⓞ Ducha de acero inoxidable y grifo mezclador con el grupo "Heavy-Duty" (MONO)

- Caudal (presión de 3 bares) grifo de 8 litros / minuto, ducha 12 litros / minuto.
- Válvula anti regreso de serie (norma EN 1717 Belgaqua.)
- Flexible ducha de 82 mm (normas DVGW).
- Salida de un solo orificio Ø Min.27 / max.35, longitud de la rosca 50 mm, flexibles G 3/8 hembra
- Presión máxima de 10 bar (recomendado 1-6 bar) y la máxima temperatura de 90 ° C bar (recomendado 90 ° C)



**PCR/50B** **196,<sup>00</sup> EUR**

mm : 390x390xh615

- IT Pattumiera con coperchio su ruote - 50 litri
- EN Dustbin with lid on wheels - 50 liters
- ES Basurero con tapa sobre ruedas - 50 L.

50 L








**PCR/105B** **229,<sup>00</sup> EUR**

mm : 460x460xh700

- IT Pattumiera con coperchio su ruote - 95 litri
- EN Dustbin with lid on wheels - 95 liters
- ES Cubo de basura con tapa sobre ruedas - 95 litros

95 L








**PCRA/50B** **262,<sup>00</sup> EUR**

mm : 390x390xh615

- IT Pattumiera con coperchio a pedale - 50 litri
- EN Dustbin, lid with pedal - 50 liters
- ES Basurero con tapa y pedal - 50 L.

50 L








**PCRA/105B** **302,<sup>00</sup> EUR**

mm : 460x460xh700

- IT Pattumiera con coperchio a pedale - 95 litri
- EN Dustbin, lid with pedal - 95 liters
- ES Cubo de basura con tapa a pedal - 95 litros

95 L








**PCR/SK** **493,<sup>00</sup> EUR**

mm : 470x470xh1200

- IT Pattumiera snacking 80 litri
- EN Dustbin snacking 80 Lit.
- ES Vasurero snacking 80 litros

80 L

Special Snacking








- Realizzazione in acciaio inossidabile AISI441.
- Apertura con sportello basculante.
- Capacità 80 litri. Fondo stagno.
- 2 ruote.
- Manufactured in stainless steel AISI 441.
- Opening with tilting valve.
- Capacity 80 liters. Watertight bottom.
- 2 wheels.
- Realización de acero inoxidable AISI 441.
- Apertura con portillo basculante.
- Capacidad 80 litros. Fondo estanco.
- 2 ruedas.



## PPX-60

749,<sup>00</sup> EUR

mm : 400x370xh770

**IT Pattumiera inox, a pedale, coperchio con altalena, 60 litri**

- Realizzazione tutto in acciaio inossidabile.
- Apertura del coperchio a pedale.
- Chiusura graduale del coperchio grazie ad un cric idraulico (soft contact).
- Apertura anche nel frontale, struttura porta sacchi in acciaio inossidabile.
- Pieno rispetto di norma HACCP (igiene al 100%).
- Rispetto della norme anti-incendio.
- 2 piedi e 2 ruote posteriori, facilitano ogni trasferimento.

**EN Stainless steel bin with actuator, lid with pedal, 60 liters**

- Designed in stainless steel.
- Lid opening through pedal.
- Gradual closer of the lid by a hydraulic cylinder (soft contact).
- Front opening, stainless steel carrier bag.
- Full respect of HACCP norm (100% hygienic).
- Respect of fire-safety norms.
- 2 feet and 2 castors behind facilitating every transfer.

**ES Cubo de la basura inox., tiene pedal, tapa con gato, 60 litros**

- Realización totalmente en acero inox.
- Apertura de la tapa tiene pedal.
- Cierre gradual de la tapa gracias a un gato hidráulico (soft contacto).
- Apertura también en fachada, estructura puerta saco en acero inoxidable.
- Respeto lleno de norma HACCP (el 100% de higiene).
- Respeto de la norma antifuego.
- 2 pies y 2 ruletas tiene la trasera, facilitando totalmente transferencias.

60 L  
HACCP  
HYDRAULIC OPENING



## PPX-120

878,<sup>00</sup> EUR

mm : 480x400xh930

**IT Pattumiera inox, a pedale, coperchio con altalena, 120 litri**

- Realizzazione tutto in acciaio inossidabile.
- Apertura del coperchio a pedale.
- Chiusura graduale del coperchio grazie ad un cric idraulico, a sfioramento (soft contact).
- Apertura anche nel frontale, structure porta sacchi in acciaio inossidabile.
- Pieno rispetto di norma HACCP (igiene al 100%).
- Rispetto della norme anti-incendio.
- 2 piedi e 2 ruote posteriori, facilitano ogni trasferimento.


**EN Stainless steel bin with pedal, lid with actuator, 120 liters**

- Designed in stainless steel.
- Lid opening through pedal.
- Gradual closer of the lid by a hydraulic cylinder (soft contact).
- Front opening, stainless steel carrier bag.
- Full respect of HACCP norm (100% hygienic).
- Respect of fire-safety norms.
- 2 feet and 2 castors behind facilitating every transfer.

**ES Cubo de la basura inox., tiene pedal, tapa con gato, 120 litros**

- Realización totalmente en acero inox.
- Apertura de la tapa tiene pedal.
- Cierre gradual de la tapa gracias a un gato hidráulico (soft contacto).
- Apertura también en fachada, estructura puerta saco en acero inoxidable.
- Respeto lleno de norma HACCP (el 100% de higiene).
- Respeto de la norma antifuego.
- 2 pies y 2 ruletas tiene la trasera, facilitando totalmente transferencias.

120 L  
HACCP  
HYDRAULIC OPENING



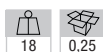


**CSX/P**

**274,00 EUR**

mm : 450x450xh850

- Ⓜ **Carrello porta sacchi spazzatura**
  - Coperchio con apertura a pedale e rotelle girevole.
  - Struttura di appoggio in acciaio inox.
- Ⓝ **Trolley hold-bin bags**
  - Lid opening through pedal and swivelling castors.
  - Support structure made of stainless steel.
- Ⓢ **Carro para bolsas de basura**
  - Tapa con apertura a pedal y ruedas pivotantes.
  - Estructura de apoyo en acero inox.

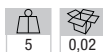



**DS3F**

**244,00 EUR**

mm : 320x300xh300

- Ⓜ **Distributore di carta**
  - Realizzato in acciaio inox.
  - Fissaggio a parete, Ø 300 mm, lunghezza 330 mm.
- Ⓝ **Paper dispenser**
  - Manufactured in stainless steel.
  - Wall fixation, Ø 300 mm, length 330 mm.
- Ⓢ **Distribuidor de papel de cocina**
  - Realización de acero inox.
  - Fijación mural, Ø 300 mm, ancho 330 mm.



**ME-304****180,00 EUR**

mm : 355x155xh315

kW : 0,03

230/1N 50Hz

**IT Sterminatore di insetti elettrico, lampade UV-A (1x 15 W)**

- Modello da posare o da sospendere, raggio d'azione: 12/14 metri.
- Tubi UV-A attinici, 1x 15 W.
- Concezione robusta, catena di fissazione, fornita di serie.

**EN Electric insect killer, lamps UV-A (1x 15 W)**

- Version to put down or to hang, operational range: 12/14 meters.
- Actiniques tubes UV-A, 1x 15 W.
- Robust design, fixing chain included.

**ES Exterminador de insectos eléctrico, lampara UV-A (1x 15 W)**


- Versión de apoyo o suspendida, rayo de acción: 12/14 metros.
- Tubo UV-A atinicos, 1x 15 W.
- Concepción fuerte, cadena de fijación, entregada de serie.



4

0,03

UV LAMPS

**ME-305****270,00 EUR**

mm : 685x200xh315

kW : 0,05

230/1N 50Hz

**IT Sterminatore di insetti elettrico, lampada UV-A (1x 20 W)**

- Versione da appoggio o sospesa. Raggio d'azione: 12/14 metri.
- Tubi UV-A attinici, 1x 20 W.
- Concezione robusta, catena di fissazione, consegnata di serie.

**EN Electric insect killer, lamps UV-A (1x 20 W)**

- Version to put down or to hang. Operational range: 12/14 meters.
- Actiniques tubes UV-A, 1x 20 W.
- Robust design, fixing chain included.

**ES Exterminador de insectos eléctrico, lampara UV-A (1x 20 W)**


- Versión de apoyo o suspendida. Rayo de acción: 12/14 metros.
- Tubo U.V.-A. atinicos, 1x 20 W.
- Concepción fuerte, cadena de fijación, entregada de serie.



8

0,06

UV LAMPS

**ME-309****209,00 EUR**

mm : 355x155xh315

kW : 0,05

230/1N 50Hz

**IT Sterminatore di insetti elettrico, lampada UV-A (2x 15 W)**

- Modello da posare o da sospendere, raggio d'azione: 12/14 metri.
- Tubi UV-A attinici, 2x 15 W.
- Concezione robusta, catena di fissazione, fornita di serie.

**EN Electric insect killer, lamps UV-A (2x 15 W)**

- Version to put down or to hang, operational range: 10/12 meters.
- 2 UV-A actiniques Tubes, 2x 15 W.
- Robust design, fixing chain.

**ES Exterminador de insectos eléctrico, lampara UV-A (2x 15 W)**

- Versión de apoyo o suspendida, rayo de acción: 10/12 metros.
- 2 tubos UV-A atinicos, 2x 15 W.
- Concepción fuerte, cadena de fijación, entregada de serie.



4

0,03

UV LAMPS



**ME-307A**

**315,00 EUR**

mm : 685x200xh380      kW : 0,07      230/1N 50Hz

**IT Sterminatore di insetti elettrico, lampada UV-A (2x 20 W)**

- Modello da posare o da sospendere, raggio d'azione: 12/15 metri.
- 2 tubi UV-A attinici, 2x 20 W.
- Concezione robusta, catena di fissazione, fornita di serie.
- Sicurezza in caso di spruzzo d'acqua accidentale.
- Sicurezza che blocca l'alimentazione elettrica in caso di smontaggio delle reti di protezione esterne.

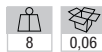


**EN Electric insect killer, lamps UV-A (2x 20 W)**


- Version to put down or to hang, operational range: 12/15 meters.
- 2 UV-A actiniques tubes 2x 20 W.
- Robust design, fixing chain included.
- Safety device in case of accidental water projection.
- Safety which cuts the power supply in case of disassembling of the external protective grids.

**ES Exterminador de insectos eléctrico, lampara UV-A (2x 20 W)**

- Version de apoyo o suspendida, rayo de acción: 12/15 metros.
- 2 tubos UV-A atinicos, 2x 20 W.
- Concepción fuerte, cadena de fijación, entregada de serie.
- Dispositivo de seguridad en caso de proyección de agua accidental.
- Seguridad que corta la alimentación eléctrica en el caso de desmontaje de las rejillas de protección externa.



UV LAMPS



**ME-308A**

**336,00 EUR**

mm : 685x200xh380      kW : 0,1      230/1N 50Hz

**IT Sterminatore di insetti elettrico, lampada UV-A (2x 40 W)**

- Modello da posare o da sospendere, raggio d'azione: 15/18 metri.
- 2 tubi UV-A attinici, 2x 40 W.
- Concezione robusta, catena di fissazione, fornita di serie.
- Sicurezza in caso di spruzzo d'acqua accidentale.
- Sicurezza che blocca l'alimentazione elettrica in caso di smontaggio delle reti di protezione esterne.

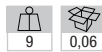


**EN Electric insect killer, lamps UV-A (2x 40 W)**

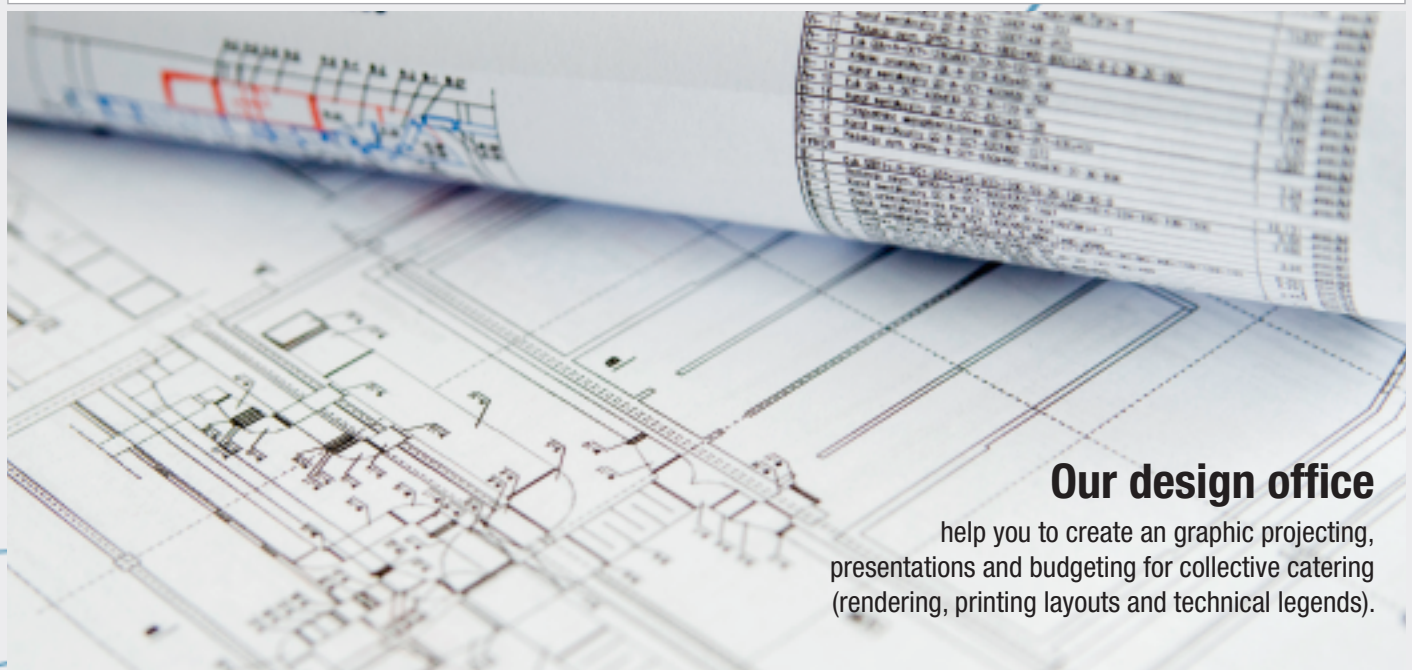
- Version to put down or to hang, operational range: 15/18 meters.
- 2 UV-A actiniques Tubes 2x 40 W.
- Robust design, fixing chain.
- Safety device in case of accidental water projection.
- Safety which cuts the power supply in case of disassembling of the external protective grids.

**ES Exterminador de insectos eléctrico, lampara UV-A (2x 40 W)**

- Versión de apoyo o suspendida, rayo de acción: 15/18 metros.
- 2 tubos UV- A atinicos 2x 40 W.
- Concepción fuerte, cadena de fijación, entregada de serie.
- Dispositivo de seguridad en caso de proyección accidental de agua.
- Seguridad que corta la alimentación eléctrica en el caso de desmontaje de las rejillas de protección externa.



UV LAMPS



**Our design office**

help you to create an graphic projecting, presentations and budgeting for collective catering (rendering, printing layouts and technical legends).



## EI305-MX

307,<sup>00</sup> EUR

mm : 495x132xh392

kW : 0,06

230/1N 50Hz

Ⓣ **Sterminatore di insetti murale in acciaio inossidabile**

- 2 tubi fluorescenti di luce attinica (2x 15 W).
- Tensione 5000 V.
- Attrazione angolo di 180°, area protetta 100 m2.



Ⓝ **Insect exterminator, wall version in stainless steel**

- 2 fluorescent blue coloured tubes (2x 15 W).
- Pressure 5000 V.
- Attraction angle 180°, protected surface 100 m2.

Ⓢ **Exterminador de insectos mural en inox**

- 2 tubos luminicos de luz azul (2x 15 W).
- Tensión 5000 V.
- Ángulo de acción 180°, superficie protegida 100 m2.

UV LAMPS  
STAINLESS STEEL



10

0,04



## EI306-PX

323,<sup>00</sup> EUR

mm : 495x165xh392

kW : 0,06

230/1N 50Hz

Ⓣ **Sterminatore di insetti "plafoniera" in acciaio inossidabile**

- 2 tubi fluorescenti di luce attinica (2x 15 W).
- Tensione 5000 V.
- Attrazione a angolo di 360°, area protetta 125 m2.



Ⓝ **Insect exterminator "ceiling version" in stainless steel**

- 2 fluorescent blue coloured tubes (2x 15 W).
- Pressure 5000 V.
- Attraction angle 360°, protected surface 125 m2.

Ⓢ **Exterminador de insectos "versión del techo" en inox**

- 2 tubos luminicos de luz azul (2x 15 W).
- Tensión 5000 V.
- Ángulo de acción 360°, superficie protegida 125 m2.

UV LAMPS  
STAINLESS STEEL



11

0,04



**IT Cunette**

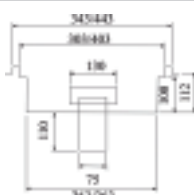
- Realizzato in acciaio inox AISI 441.
- Con campanello anti-odore.
- Griglia superiore saldata con maglie 33x33 mm.
- Struttura saldata.

**EN Cesspits**


- Made of AISI 441 stainless steel.
- With anti-odour cap.
- Welded upper grid with 33x33 mm meshes.
- Welded structure.

**ES Conductos de suelo**

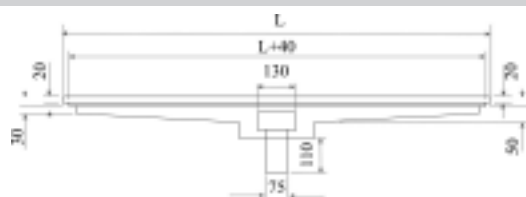

- Realización en acero inoxidable AISI 441.
- Con campana antiolor.
- Rejilla superior soldada con mallas de 33x33 mm.
- Estructura soldada.



	mm	kg	m <sup>3</sup>	
GS33	300x300xh130	11	0,6	<b>609,00 EUR</b>
GS44	400x400xh130	13	0,6	<b>675,00 EUR</b>



	mm	kg	m <sup>3</sup>	
GS93G	900x300xh130	18	0,11	<b>848,00 EUR</b>
GS123G	1200x300xh130	21	0,15	<b>972,00 EUR</b>
GS153G	1500x300xh130	26	0,18	<b>1 120,00 EUR</b>



	mm	kg	m <sup>3</sup>	
GS153C	1500x300xh130	26	0,18	<b>1 574,00 EUR</b>
GS213C	2100x300xh130	30	0,21	<b>1 700,00 EUR</b>
GS273C	2700x300xh130	36	0,24	<b>2 081,00 EUR</b>

05



- Ⓜ Pattumiere refrigerate
- Ⓝ Waste coolers
- Ⓢ Refrigeradores de residuos

13



- Ⓜ Armadio, sterilizzatore di coltelli
- Ⓝ Knife sterilization cabinets
- Ⓢ Armarios, esterilizador de cuchillos

11



- Ⓜ Punto di pulizia, avvolgimento automatico
- Ⓝ Cleaning station, automatic
- Ⓢ Plaza de limpieza, enrollamiento automático Schlauchbrause 10 Meter



- Ⓜ Asciugamani elettronico murale, bianco
- Ⓝ Electric hand dryer, white
- Ⓢ Seca manos electronico de pared, blanco

03



- Ⓜ Lucidatrici per posate
- Ⓝ Table cutlery polishers
- Ⓢ Aparatos de último toque de los cubiertos de mesa